

Financial Statements

OF

M.R.ORGANISATION LIMITED

(Consolidated)

CIN: L29305GJ2013PLC074365

For the period

01-10-2020 to 31-03-2021



N.M.PATHAK & Co.

CHARTERED ACCOUNTANT

B-1111, Mondeal Heights, Near Wide Angle, Iscon Circle, Satellite, Ahmedabad-380015, Gujarat

Date: 24/06/2021

INDEPENDENT AUDITOR'S REPORT

TO,
THE BOARD OF DIRECTORS
M. R. ORGANISATION LIMITED

Report on the audit of the Consolidated Financial Results Opinion

We have audited the accompanying Statement of Consolidated Financial Results of **M. R. Organisation Limited** and its subsidiaries (holding company and its subsidiaries together referred to as "the Group"), its associates and jointly controlled entities for the half year ended 31 March 2021, period from 01.10.2020 to 31.03.2021 attached herewith, being submitted by the holding company pursuant to the requirement of Regulation 33 of the SEBI (Listing Obligations and Disclosure Requirements) Regulations, 2015, as amended ("Listing Regulations").

In our opinion and to the best of our information and according to the explanations given to us, and based on the consideration of the reports of the other auditors on separate financial statements of subsidiaries, associates and jointly controlled entities, the Statement:

- a. Includes the results of the following entities:
 1. M.R. Organisation Limited,
 2. M.R. Organisation (USA) LLC,
 3. M.R. Organisation Europe BVBA
- b. Is presented in accordance with the requirements of Regulation 33 of the Listing Regulations, as amended; and
- c. Gives a true and fair view, in conformity with the applicable accounting standards, and other accounting principles generally accepted in India, of consolidated total comprehensive income (comprising of net profit and other comprehensive income and other financial information of the Group for the half ended 31 March 2021, period from 01.10.2020 to 31.03.2021.



Basis for Opinion

We conducted our audit in accordance with the Standards on Auditing (SAs) specified under section 143(10) of the Companies Act, 2013 (the Act). Our responsibilities under those Standards are further described in the *Auditor's Responsibilities for the Audit of the Consolidated Financial Results* section of our report. We are independent of the Group, its associates and jointly controlled entities in accordance with the Code of Ethics issued by the Institute of Chartered Accountants of India together with the ethical requirements that are relevant to our audit of the financial statements under the provisions of the Companies Act, 2013 and the Rules thereunder, and we have fulfilled our other ethical responsibilities in accordance with these requirements and the Code of Ethics. We believe that the audit evidence obtained by us and other auditors in terms of their reports referred to in "Other Matter" paragraph below, is sufficient and appropriate to provide a basis for our opinion.

Management's Responsibilities for the Consolidated Financial Results

These Half Yearly financial results as well as the year to date consolidated financial results have been prepared on the basis of the interim financial statements.

The Holding Company's Board of Directors are responsible for the preparation and presentation of these consolidated financial results that give a true and fair view of the net profit and other comprehensive income and other financial information of the Group including its associates and jointly controlled entities in accordance with the recognition and measurement principles laid down in Indian Accounting Standard 34, 'Interim Financial Reporting' prescribed under Section 133 of the Act read with relevant rules issued thereunder and other accounting principles generally accepted in India and in compliance with Regulation 33 of the Listing Regulations. The respective Board of Directors of the companies included in the Group and of its associates and jointly controlled entities are responsible for maintenance of adequate accounting records in accordance with the provisions of the Act for safeguarding of the assets of the Group and its associates and jointly controlled entities and for preventing and detecting frauds and other irregularities; selection and application of appropriate accounting policies; making judgments and estimates that are reasonable and prudent; and the design, implementation and maintenance of adequate internal financial controls, that were operating effectively for ensuring accuracy and completeness of the accounting records, relevant to the preparation and presentation of the consolidated financial results that give a true and fair view and are free from material misstatement, whether due to fraud or error, which have been used for the purpose of preparation of the consolidated financial results by the Directors of the Holding Company, as aforesaid.

In preparing the consolidated financial results, the respective Board of Directors of the companies included in the Group and of its associates and jointly controlled entities are responsible for assessing the ability of the Group and of its associates and jointly controlled entities to continue as a going concern, disclosing, as applicable, matters related to going concern and using the going concern basis of accounting unless the respective Board of Directors either intends to liquidate the Group or to cease operations, or has no realistic alternative but to do so.



The respective Board of Directors of the companies included in the Group and of its associates and jointly controlled entities are responsible for overseeing the financial reporting process of the Group and of its associates and jointly controlled entities.

Auditor's Responsibilities for the Audit of the Consolidated Financial Results

Our objectives are to obtain reasonable assurance about whether the consolidated financial results as a whole are free from material misstatement, whether due to fraud or error, and to issue an auditor's report that includes our opinion. Reasonable assurance is a high level of assurance, but is not a guarantee that an audit conducted in accordance with SAs will always detect a material misstatement when it exists. Misstatements can arise from fraud or error and are considered material if, individually or in the aggregate, they could reasonably be expected to influence the economic decisions of users taken on the basis of these consolidated financial results.

As part of an audit in accordance with SAs, we exercise professional judgment and maintain professional skepticism throughout the audit. We also:

- Identify and assess the risks of material misstatement of the consolidated financial results, whether due to fraud or error, design and perform audit procedures responsive to those risks, and obtain audit evidence that is sufficient and appropriate to provide a basis for our opinion. The risk of not detecting a material misstatement resulting from fraud is higher than for one resulting from error, as fraud may involve collusion, forgery, intentional omissions, misrepresentations, or the override of internal control.
- Obtain an understanding of internal control relevant to the audit in order to design audit procedures that are appropriate in the circumstances, but not for the purpose of expressing an opinion on the effectiveness of the company's internal control.
- Evaluate the appropriateness of accounting policies used and the reasonableness of accounting estimates and related disclosures made by the Board of Directors.
- Conclude on the appropriateness of the Board of Directors' use of the going concern basis of accounting and, based on the audit evidence obtained, whether a material uncertainty exists related to events or conditions that may cast significant doubt on the ability of the Group and its associates and jointly controlled entities to continue as a going concern. If we conclude that a material uncertainty exists, we are required to draw attention in our auditor's report to the related disclosures in the consolidated financial results or, if such disclosures are inadequate, to modify our opinion. Our conclusions are based on the audit evidence obtained up to the date of our auditor's report. However, future events or conditions may cause the Group and its associates and jointly controlled entities to cease to continue as a going concern.
- Evaluate the overall presentation, structure and content of the consolidated financial results, including the disclosures, and whether the consolidated financial results represent the underlying transactions and events in a manner that achieves fair presentation.
- Obtain sufficient appropriate audit evidence regarding the financial results/financial information of the entities within the Group and its associates and jointly controlled entities to express an opinion on the consolidated Financial Results. We are responsible for the direction, supervision and performance of the audit of financial



information of such entities included in the consolidated financial results of which we are the independent auditors. For the other entities included in the consolidated Financial Results, which have been audited by other auditors, such other auditors remain responsible for the direction, supervision and performance of the audits carried out by them. We remain solely responsible for our audit opinion.

We communicate with those charged with governance of the Holding Company and such other entities included in the consolidated financial results of which we are the independent auditors regarding, among other matters, the planned scope and timing of the audit and significant audit findings, including any significant deficiencies in internal control that we identify during our audit.

We also provide those charged with governance with a statement that we have complied with relevant ethical requirements regarding independence, and to communicate with them all relationships and other matters that may reasonably be thought to bear on our independence, and where applicable, related safeguards.

We also performed procedures in accordance with the circular issued by the SEBI under Regulation 33(8) of the Listing Regulations, as amended, to the extent applicable.

Other Matters

The consolidated Financial Results include the audited Financial Results of 2 subsidiaries whose interim Financial Statements reflect Group's share of total assets of ₹ 32,53,95,474 As at 31 March 2021, Group's share of total revenue of ₹ 25,84,92,938 and Group's share of total net profit after tax of ₹ 4,71,50,785 for the half ended 31 March 2021 from 01.10.2020 to 31.03.2021, as considered in the consolidated Financial Results, which have been audited by their respective independent Auditors. The independent auditors' reports on interim financial statements of these entities have been furnished to us and our opinion on the consolidated Financial Results, in so far as it relates to the amounts and disclosures included in respect of these entities, is based solely on the report of such auditors and the procedures performed by us are as stated in paragraph above.

Our opinion on the consolidated Financial Results is not modified in respect of the above matters with respect to our reliance on the work done and the reports of the other auditors and the Financial Results certified by the Board of Directors.

Report on Other Legal and Regulatory Requirements

As required by the Companies (Auditor's Report) Order, 2016 ("the Order"), issued by the Central Government of India in terms of sub-section (11) of section 143 of the Companies Act, 2013, we give in the Annexure a statement on the matters specified in paragraphs 3 and 4 of the Order, to the extent applicable.

As required by Section 143(3) of the Act, we report that:

We have sought and obtained all the information and explanations which to the best of our knowledge and belief were necessary for the purposes of our audit.



- a) In our opinion, proper books of account as required by law have been kept by the Company so far as it appears from our examination of those books
- b) The company is having centralized system of accounting & all the books of accounts are maintained from the registered office only.
- c) The Balance Sheet, the Statement of Profit and Loss, and the Cash Flow Statement dealt with by this Report are in agreement with the books of account
- d) In our opinion, the aforesaid standalone financial statements comply with the Accounting Standards specified under Section 133 of the Act, read with Rule 7 of the Companies (Accounts) Rules, 2014.
- e) On the basis of the written representations received from the directors as on 31st March, 2021 taken on record by the Board of Directors, none of the directors is disqualified as on 31st March, 2021 from being appointed as a director in terms of Section 164 (2) of the Act.
- f) With respect to the adequacy of the internal financial controls over financial reporting of the Company and the operating effectiveness of such controls, refer to our separate Report in "Annexure A".
- g) With respect to the other matters to be included in the Auditor's Report in accordance with Rule 11 of the Companies (Audit and Auditors) Rules, 2014, in our opinion and to the best of our information and according to the explanations given to us:

1. The Company has disclosed the impact of pending litigations (if any) on its financial position in its financial statements.
2. The Company has made provision, as required under the applicable law or accounting standards, for material foreseeable losses, if any, on long-term contracts including derivative contracts.
3. There has been no delay in transferring amounts, required to be transferred, to the Investor Education and Protection Fund by the Company.

Place: Ahmedabad
Date: 24/06/2021



For N.M. Pathak & Co.
Chartered Accountants
FRN: 0107786W

Nitin M. Pathak
NITIN MAHESHKUMAR PATHAK
Proprietor
Membership No: 037802

UDIN: 21037802AAAACH6523



N.M.PATHAK & Co.

CHARTERED ACCOUNTANT

B-1111, Mondeal Heights, Near Wide Angle, Iscon Circle, Satellite, Ahmedabad-380015, Gujarat

Date: 24/06/2021

TO,
THE BOARD OF DIRECTORS
M. R. ORGANISATION LIMITED

Subject: Annexure A to the Independent Auditors' Report (CARO, 2016)

1. (a) The Company has maintained proper records showing full particulars, including quantitative details and situation of fixed assets;
- (b) The Fixed Assets have been physically verified by the management in a phased manner, designed to cover all the items over a period of three years, which in our opinion, is reasonable having regard to the size of the company and nature of its business. Pursuant to the program, a portion of the fixed asset has been physically verified by the management during the year and no material discrepancies between the books records and the physical fixed assets have been noticed.
- (c) The title to use immovable properties are held in the name of the company.
2. (a) The management has conducted the physical verification of inventory at reasonable intervals.
- (b) No discrepancies noticed on physical verification of the inventory as compared to books records which has been properly dealt with in the books of account.
3. The Company has granted loans to companies, firms, Limited Liability partnerships or other parties covered in the Register maintained under section 189 of the Act. However the same has been recovered back during the relevant financial year.
4. In our opinion and according to the information and explanations given to us, the company has complied with the provisions of section 185 and 186 of the Companies Act, 2013 In respect of loans, investments, guarantees, and security.
5. The Company has not accepted any deposits from the public and hence the directives issued by the Reserve Bank of India and the provisions of Sections 73 to 76 or any other relevant provisions of the Act and the Companies (Acceptance of Deposit) Rules, 2015 with regard to the deposits accepted from the public are not applicable.



6. As informed to us, the maintenance of Cost Records has not been specified by the Central Government under sub-section (1) of Section 148 of the Act, in respect of the activities carried on by the company.
7. (a) According to information and explanations given to us and on the basis of our examination of the books of account, and records, the Company has been generally regular in depositing undisputed statutory dues including Provident Fund, Employees State Insurance, Income-Tax, Sales tax, Service Tax, Duty of Customs, Duty of Excise, Value added Tax, Cess and any other statutory dues with the appropriate authorities. According to the information and explanations given to us, no undisputed amounts payable in respect of the above were in arrears as at March 31, 2021 for a period of more than six months from the date on when they become payable.
(b) According to the information and explanation given to us, No dues of income tax, sales tax, service tax, duty of customs, duty of excise, value added tax outstanding on account of any dispute.
8. In our opinion and according to the information and explanations given to us, the Company has not defaulted in the repayment of dues to banks.
9. Based upon the audit procedures performed and the information and explanations given by the management, the company has not raised money by way of initial public offer or further public offer including debt instruments and term Loans. Accordingly, the provisions of clause 3 (ix) of the Order are not applicable to the Company and hence not commented upon.
10. Based upon the audit procedures performed and the information and explanations given by the management, we report that no fraud by the Company or on the company by its officers or employees has been noticed or reported during the year.
11. Based upon the audit procedures performed and the information and explanations given by the management, the managerial remuneration has been paid or provided in accordance with the mandated by the provisions of section 197 read with Schedule V to the Companies Act & as per approval obtained from Central Government.
12. In our opinion, the Company is not a Nidhi Company. Therefore, the provisions of clause 4 (xii) of the Order are not applicable to the Company.
13. In our opinion, all transactions with the related parties are in compliance with section 177 and 188 of Companies Act, 2013 and the details have been disclosed in the Financial Statements as required by the applicable accounting standards.



14. Based upon the audit procedures performed and the information and explanations given by the management, the company has not made any preferential allotment or private placement of shares or fully or partly convertible debentures during the year under review.
Accordingly, the provisions of clause 3 (xiv) of the Order are not applicable to the Company and hence not commented upon.
15. Based upon the audit procedures performed and the information and explanations given by the management, the company has not entered into any non-cash transactions with directors or persons connected with him. Accordingly, the provisions of clause 3 (xv) of the Order are not applicable to the Company and hence not commented upon.
16. In our opinion, the company is not required to be registered under section 45 IA of the Reserve Bank of India Act, 1934 and accordingly, the provisions of clause 3 (xvi) of the Order are not applicable to the Company and hence not commented upon.

Place: Ahmedabad
Date: 24/06/2021



For N.M. Pathak & Co.
Chartered Accountants
FRN: 0107786W

Nitin M. Pathak

NITIN MAHESHKUMAR PATHAK
Proprietor
Membership No: 037802
UDIN: 21037802AAAACH 6523

“Annexure B” to the Independent Auditor’s Report of even date on the Standalone Financial Statements of M.R.Organisation Limited

Report on the Internal Financial Controls under Clause (i) of Sub-section 3 of Section 143 of the Companies Act, 2013 (“the Act”)

We have audited the internal financial controls over financial reporting of M.R.Organisation Limited (“the Company”) as of March 31, 2021 in conjunction with our audit of the standalone financial statements of the Company for the year ended on that date.

Management’s Responsibility for Internal Financial Controls

The Company’s management is responsible for establishing and maintaining internal financial control based on the internal control over financial reporting criteria.


These responsibilities include the design, implementation and maintenance of adequate internal financial controls that were operating effectively for ensuring the orderly and efficient conduct of its business, including adherence to company’s policies, the safeguarding of its assets, the prevention and detection of frauds and errors, the accuracy and completeness of the accounting records, and the timely preparation of reliable financial information, as required under the Companies Act, 2013.

Auditors’ Responsibility

Our responsibility is to express an opinion on the Company's internal financial controls over financial reporting based on our audit. We conducted our audit in accordance with the Guidance Note on Audit of Internal Financial Controls Over Financial Reporting (the “Guidance Note”) and the Standards on Auditing, issued by ICAI and deemed to be prescribed under section 143(10) of the Companies Act, 2013, to the extent applicable to an audit of internal financial controls, both applicable to an audit of Internal Financial Controls and, both issued by the Institute of Chartered Accountants of India. Those Standards and the Guidance Note require that we comply with ethical requirements and plan and perform the audit to obtain reasonable assurance about whether adequate internal financial controls over financial reporting was established and maintained and if such controls operated effectively in all material respects.

Our audit involves performing procedures to obtain audit evidence about the adequacy of the internal financial controls system over financial reporting and their operating effectiveness. Our audit of internal financial controls over financial reporting included obtaining an understanding of internal financial controls over financial reporting, assessing the risk that a material weakness exists, and testing and evaluating the design and operating effectiveness of internal control based on the assessed risk. The procedures selected depend on the auditor’s judgment, including the assessment of the risks of material misstatement of the financial statements, whether due to fraud or error.

We believe that the audit evidence we have obtained is sufficient and appropriate to provide a basis for our audit opinion on the Company’s internal financial controls system over financial reporting.



Meaning of Internal Financial Controls over Financial Reporting

A company's internal financial control over financial reporting is a process designed to provide reasonable assurance regarding the reliability of financial reporting and the preparation of financial statements for external purposes in accordance with generally accepted accounting principles. A company's internal financial control over financial reporting includes those policies and procedures that (1) pertain to the maintenance of records that, in reasonable detail, accurately and fairly reflect the transactions and dispositions of the assets of the company; (2) provide reasonable assurance that transactions are recorded as necessary to permit preparation of financial statements in accordance with generally accepted accounting principles, and that receipts and expenditures of the company are being made only in accordance with authorizations of management and directors of the company; and (3) provide reasonable assurance regarding prevention or timely detection of unauthorized acquisition, use, or disposition of the company's assets that could have a material effect on the financial statements.

Inherent Limitations of Internal Financial Controls over Financial Reporting

Because of the inherent limitations of internal financial controls over financial reporting, including the possibility of collusion or improper management override of controls, material misstatements due to error or fraud may occur and not be detected. Also, projections of any evaluation of the internal financial controls over financial reporting to future periods are subject to the risk that the internal financial control over financial reporting may become inadequate because of changes in conditions, or that the degree of compliance with the policies or procedures may deteriorate.

Opinion

In our opinion, the Company has, in all material respects, an adequate internal financial controls system over financial reporting and such internal financial controls over financial reporting were operating effectively as at March 31, 2021, based on the internal control over financial reporting criteria established by the Company considering the essential components of internal control stated in the Guidance Note on Audit of Internal Financial Controls Over Financial Reporting issued by the **Institute of Chartered Accountants of India**.

Place: Ahmedabad
Date: 24/06/2021



For N.M. Pathak & Co.
Chartered Accountants
FRN: 0107786W

Nitin M. Pathak

NITIN MAHESHKUMAR PATHAK
Proprietor
Membership No: 037802

UDIN: 21037802AAAACH6523

**M.R.ORGANISATION LIMITED
BALANCESHEET AS ON 31 MARCH 2021**

Particulars	Note No.	As at 31 March, 2021				As at 31 March, 2020
		Standalone	US	Europe	Total (Excluding Inter Company Transactions)	Total
B ASSETS						
1 Non-current assets						
(a) Fixed assets						
(i) Tangible assets	7	18,708,675	896,872	58,659	19,664,206	13,920,656
(ii) Intangible assets						
(iii) Capital work-in-progress						
(iv) Intangible assets under development						
(v) Fixed assets held for sale						
(b) Non-current investments	8	2,539,331	-	-		
(c) Deferred tax assets (net)	30	2,340,264			2,340,264	2,217,782
(d) Long-term loans and advances						
(e) Other non-current assets						
2 Current assets						
(a) Current investments						
(b) Inventories	9	108,926,049	15,072,757	20,437,210	144,436,016	103,638,038
(c) Trade receivables	10	57,952,295	22,727,756	28,271,238	80,077,042	50,700,829
(d) Cash and cash equivalents	11	21,671,753	6,979,471	2,461,683	31,112,907	8,816,591
(e) Short-term loans and advances	12	-	-	-	-	1,092,644
(f) Other current assets	13	24,210,700	547,155	514,627	25,272,482	18,217,074
(g) Foreign Exchange Translation Reserve			-3,588,649	-1,062,868	-4,651,517	-2,669,979
(h) Current investments	14	27,144,071			27,144,071	19,942,057
TOTAL		263,493,139	42,635,362	50,680,550	325,395,474	215,875,690

As per our Report on even date.

For, N.M.Pathak & Co
Chartered Accountant

Nitin M Pathak
Proprietor

Membership No.037802
FRN : 107786W



Prizanka fult

Silkyanis

For and on behalf of Board of Directors

For, M. R. ORGANISATION LIMITED
Mayur KAMDAR
Director

MANAGING DIRECTOR

Date: 24/06/2021

MAYUR KAMDAR
DIN No.: 00369341

For, M. R. ORGANISATION LIMITED
Director

Pranali KAMDAR
Authorised Signatory/Director

Place: Ahmedabad

PRANALI KAMDAR
DIN No.: 00971115

M.R.ORGANISATION LIMITED

Statement of Profit and Loss For the Period 01/10/2020 to 31/03/2021

Particulars	Note No.	From 01/10/2020 to 31/03/2021				For the Period 01/10/2019 to 31/03/2020
		Standalone	US	Europe	Total	Total
CONTINUING OPERATIONS						
1 Revenue from operations (gross)	15	147,027,545	43,916,504	48,824,308	239,768,357	185,487,299
Less: Excise duty				-		
Revenue from operations (net)		147,027,545	43,916,504	48,824,308	239,768,357	185,487,299
2 Other income	16	7,979,479	3,901,188	6,843,914	18,724,581	14,197,778
				-		
3 Total revenue (1+2)		155,007,024	47,817,691	55,668,222	258,492,938	199,685,077
4 Expenses						
(a) Direct Expense	17	11,864,742	2,434,734	4,496,157	18,795,632	13,335,443
(b) Purchases of stock-in-trade	17.A	60,939,361	32,607,820	44,725,078	138,272,259	104,815,373
(c) Changes in inventories of finished goods, work-in-progress and stock-in-trade		-16,906,558	116,024	-7,948,142	-24,738,676	-5,544,083
(d) Employee benefits expense	18	25,281,703	56,397	1,911,164	27,249,264	25,160,718
(e) Finance costs	19	1,067,528	144,841	449,779	1,662,149	1,971,939
(f) Depreciation	7	2,568,329		39,673	2,608,002	2,674,516
(g) Other expenses	20	22,835,702	3,370,553	832,793	27,039,048	31,661,619
Total expenses (4)		107,650,807	38,730,369	44,506,502	190,887,677	174,075,526
5 Profit / (Loss) before exceptional and extraordinary items and tax (3 - 4)		47,356,217	9,087,323	11,161,720	67,605,260	25,609,551
Add/Less:						
6 Exceptional Items	21	-		-	-	2,396,934
7 Profit / (Loss) before extraordinary items and tax (5 + 6)		47,356,217	9,087,323	11,161,720	67,605,260	28,006,485
8 Extraordinary items						
9 Profit / (Loss) before tax (7 + 8)		47,356,217	9,087,323	11,161,720	67,605,260	28,006,485
10 Tax expense:		11,780,051	3,685,113	4,989,311	20,454,475	10,303,314
(a) Provision for income tax		11,902,533	3,685,113	4,989,311	20,576,957	10,698,157
(b) (Less): MAT credit (where applicable)				-	-	-
(c) Current tax expense relating to prior years				-	-	-
(d) Net current tax expense				-	-	-
(e) Deferred tax Asset	30	-122,482		-	-122,482	-394,843
11 Profit / (Loss) from total operations (9 + 10)		35,576,167	5,402,209	6,172,409	47,150,785	17,703,171
12 Profit / (Loss) for the year (11)		35,576,167	5,402,209	6,172,409	47,150,785	17,703,171

The Accompanying notes are integral Part of financial Statements
As per our Report on even date.

For, N.M.Pathak & Co
Chartered Accountant
Nitin M Pathak
Proprietor



Membership No.037802
FRN : 107786W

M. R. ORGANISATION LIMITED

M. R. Organisation Limited

MANAGING DIRECTOR
Director
MAYUR KAMDAR
DIN No.: 00369341

For, M. R. ORGANISATION LIMITED

Pranali Kamdar

Director
Authorised Signatory/Director
PRANALI KAMDAR
DIN No.: 00971115

Date: 24/06/2021

Place :- Ahmedabad

Signature

Consolidated Cash Flow Statement of

M.R ORGANISATION LIMITED

for the year ended 31st March, 2021

Particulars	For the year ended 31st March, 2021		For the year ended 31st March, 2020	
A. Cash flow from operating activities				
Increase in General Reserves	47,150,785		17703177	
Increase in Foreign Exchange Translation Reserve	-1,182,369		549478	
Increase in Other Reserve	-			
<u>Adjustments for:</u>				
Depreciation and amortisation	2,608,002		2674515	
Non Cash Expenditure - Preliminary Expenditure			-109363	
Non Cash Expenditure - Provision of Gratuity	-13,496		-2568870	
Finance costs	1,662,149		1739834	
Net (gain) / loss on sale of investments				
Profit on sale of Asset	-10,537			
Loss on Sale of Asset				
Increase in Deferred tax Assets	-122,482		-394843	
Net unrealised exchange (gain) / loss	-			
Operating profit / (loss) before working capital changes	-			
<u>Changes in working capital:</u>				
<u>Adjustments for (increase) / decrease in operating assets:</u>				
Inventories	-24,459,719		-5689470.695	
Trade receivables	5,625,964		-1068119	
Other current assets	4,193,115		9931306	
<u>Adjustments for increase / (decrease) in operating liabilities:</u>				
Trade payables	-11,870,706		-2292284	
Other current liabilities	1,990,715		-2039027	
Short-term provisions	10,625,528		6579874	
Net cash flow from / (used in) operating activities (A)	36,196,948	36,196,948	25016207	25016207.18
B. Cash flow from investing activities				
New Short Term Loans & Advance Granted/Recovered			0	
Investment Purchased	-20,970,886		-19942056.75	
Net Proceeds from sale & Purchase of fixed assets	5,676		0	
Asset purchased during the year	-7,877,700		-1340438	
Short Term Loans And Advances	-		-1001908	
Net cash flow from / (used in) investing activities (B)	-28,842,910	-28,842,910	-22284403	-22284403
C. Cash flow from financing activities				
Proceeds from issue of equity shares				
Proceeds from Share Premium Received				
Proceeds from Short-term borrowings			-22192	
Acceptance/Repayment of long-term borrowings	36,094			
Finance cost	-1,662,149		-1739834	
Increase in Minority Interest	33,512		24676	
Net cash flow from / (used in) financing activities (C)	-1,592,544	-1,592,544	-1737350	-1737350
Net increase / (decrease) in Cash and cash equivalents (A+B+C)	5761494	5,761,494	994455	994455
Cash and cash equivalents at the beginning of the year	25,351,413	25,351,413	7822136	7822136
Cash and cash equivalents at the end of the year	31,112,907	31,112,907	8816591	8816591

See accompanying notes forming part of the financial statements

In terms of our report attached.

For, N.M.Pathak & Co


Chartered Accountants

Nitin M. Pathak

Nitin M Pathak
Proprietor

Membership No.037802

FRN : 107786W



M. R. ORGANISATION LIMITED

Mayur Kamdar

Director

MANAGING DIRECTOR

Date: 24/06/2021

Place :- Ahmedabad

MAYUR KAMDAR
DIN No.: 00369341

For, M. R. ORGANISATION LIMITED

Pranali Kamdar

Director
Authorised Signatory/Director

PRANALI KAMDAR
DIN No.: 00971115

Priyanka Jethi

Siddhant

M.R.ORGANISATION LIMITED
Notes forming part of the financial statements
Note : 1 Share Capital

Particulars	As at 31 March, 2021				As at 31 March, 2020
	Standalone	US	Europe	Total (Excluding Inter Company Transactions)	Total
(a) Authorised	26,000,000			26,000,000	26,000,000
(b) Issued Share Capital	25,837,500	54,980	1,357,428		
(c) Subscribed by M.R. Organisation Limited (Stake : 99.46%)	25,837,500	54,980	1,350,254	25,837,500	25,837,500
Total	25,837,500	54,980	1,350,254	25,837,500	25,837,500

Note 2 Reserves and surplus

Particulars	As at 31 March, 2021				As at 31 March, 2020
	Standalone	US	Europe	Total (Excluding Inter Company Transactions)	Total
Profit & Loss Account				-	-
Share Premium Account				-	-
Reserves & Surplus (Opening)	104,372,070	23,925,892	22,900,637	151,198,599	94,896,313
Profit for the Period 01/04/2020 to 30/09/2020	30,657,486	2,420,605	6,483,933	39,562,024	38,599,109
Profit for the Current Period	35,576,167	5,402,209	6,172,409	47,150,785	17,703,177
Pre Acquisition Profit		1,134,097		-	-
Total	170,605,723	32,882,803	35,556,979	237,911,408	151,198,599

Note 2A Minority Interest

Particulars	As at 31 March, 2021				As at 31 March, 2020
	Standalone	US	Europe	Total (Excluding Inter Company Transactions)	Total
(i) Equity Share Capital of Minority Stake			7,174	7,174	7,174
(ii) Share of Minority in Profit/ Loss			193,050	193,050	124,335
Total	-	-	200,224	200,224	131,509

Note 3 Short-term Borrowings


Particulars	As at 31 March, 2021				As at 31 March, 2020
	Standalone	US	Europe	Total (Excluding Inter Company Transactions)	Total
Other loans and advances.					
a) Unsecured Loan					
Mayur Kamdar Account	23,215			23,215	24,465
Bansari Kamdar Account	-			-	-10,830
M.R. Organisation Limited	-			-	-
Vishal Parikh Reimbursement A/c	-			-	-
Pranali Kamdar Account	12,879			12,879	13,573
b) Secured Loan					
Bank Overdraft	-			-	-49,400
Total	36,094	-	-	36,094	-22,192

The accompanying notes are integral Part of financial Statements
As per our Report on even date.

For, N.M.Pathak & Co
Chartered Accountant

Nitin M Pathak
Proprietor

Membership No.037802
FRN : 107786W



Director

Date: 24/06/2021

Director

Place :- Ahmedabad

Silphain

For, M. R. ORGANISATION LIMITED
Pranali Kamdar

Authorised Signatory/Director
PRANALI KAMDAR
DIN No.: 00971115

For, M. R. ORGANISATION LIMITED
Mayur Kamdar

MANAGING DIRECTOR
MAYUR KAMDAR
DIN No.: 00369341

Pranali Kamdar

M.R.ORGANISATION LIMITED
Notes forming part of the financial statements
Note : 4 Trade Payables

Particulars	As at 31 March 2021				As at 31 March 2020
	Standalone	US	Europe	Total (Excluding Inter Company Transactions)	Total
Trade payables other than inter company	18,302,018	3,499,822	4,731,797	26,533,638	17,433,784
Trade Payables-Inter Company				-	-
(i) M.R. Organisation Limited		4,998,681	6,269,010	-	-
(ii) M.R. Organisation UK Limited				-	-
(iii) M.R. Organisation USA LLC	7,940,641			-	-
(iv) M.R. Organisation Europe B.V.B.A	9,593,207	72,708		-	-
Sundry Creditors				-	-
TOTAL	35,835,866	8,571,211	11,000,807	26,533,638	17,433,784

Note 5 Other current liabilities


Particulars	As at 31 March 2021				As at 31 March 2020
	Standalone	US	Europe	Total (Excluding Inter Company Transactions)	Total
Reimbursement account - Pranali Kamdar	-			-	112,513
Duties and Taxes					
TDS On Interest	161			161	216
TDS On Commission	71,918			71,918	2,106
TDS On Contract	26,034			26,034	20,786
TDS On Professional Fees	31,375			31,375	23,950
TDS On Rent	25,864			25,864	18,070
TDS On Salary	46,084			46,084	188,448
Payroll Taxes		167,986		167,986	132,072
Accured Expense	-	15,841		15,841	-
Salary Payable	3,559,805	-	140,484	3,700,289	252,497
P.F. E.S.I and Professional Tax	236,520			236,520	314,931
Current Account Payable	-			-	-
Water Usage Penalty	-			-	-
Contract Charges Payable	-			-	-
Goods Received But Not Invoice	95,944	45,670	651,582	793,196	137,664
TCS Payable	6,051			6,051	-
VAT Payable			9,901	9,901	-
GST Payable	-			-	810
Total	4,099,757	229,497	801,968	5,131,222	1,204,063

Note 6 Short-Term Provisions

Particulars	As at 31 March 2021				As at 31 March 2020
	Standalone	US	Europe	Total (Excluding Inter Company Transactions)	Total
Provision for Audit & Income Tax Fees	157,250	-		157,250	153,000
Provision for Taxation	22,242,875		1,770,318	24,013,193	14,210,030
Accumaltd Depreciation		896,872		896,872	885,463
Provision for Unrealised Exchange Gain/Loss	616,885			616,885	769,255
Total	23,017,010	896,872	1,770,318	25,684,199	16,017,748

The Accompanying notes are integral Part of financial Statements
As per our Report on even date.

For, N.M.Pathak & Co
Chartered Accountant
Nitin M. Pathak
Nitin M Pathak
Proprietor



Membership No.037802
FRN : 107786W

Krupanka Jetha

For and on behalf of the Board of Directors

For, M. R. ORGANISATION LIMITED

Mayur Kamdar
Director

MANAGING DIRECTOR
MAYUR KAMDAR
DIN No.: 00369341

Date: 24/06/2021

Silpjan

For, M. R. ORGANISATION LIMITED

Director

Pranali Kamdar
Authorized Signatory/Director

Place :- Ahmedabad

PRANALI KAMDAR
DIN No.: 00971115

DESCRIPTION	RATE OF DEPRICIATION	GROSS BLOCK							Depreciation Block				Net Block	
		As at 1st April 2020	Additions during the year	Date	Days	Deductions during year	Deduction	As At 31st March,2021	As at 1st Oct 2020	For theYear	Addition	Depreciation on Deduction	31st March,2021	As At 31st March,2021
0.25 HP MOTOR WITH BRAKE ASSEMBLY	18.1	3,596.87					3,596.87	3,596.87	-			3,596.87		0.00
ABC Type Fire Extinguisher	45.07	31,950.00					31,950.00	20,491.68	3,333.29			23,824.97	8,125.03	14,791.61
ABC Type Fire Extinguisher	45.07	8,797.50					8,797.50	3,387.84	1,573.70			4,961.54	3,835.96	6,983.36
Acer Aspire I3 Core 7 Generation Laptop (Steel Gray)	63.16	22,365.00					22,365.00	17,225.19	2,372.33			19,597.53	2,767.47	7,512.14
Acrylic Plate	25.89	-	28,750.00	24-Jul-20	250		28,750.00	1,386.71	-	3,711.49		5,098.20	23,651.80	-
Acrylic Plate	25.89	-	14,250.00	19-Feb-21	40		14,250.00	-	-	404.31		404.31	13,845.69	-
Acrylic Sheet	25.89	-	30,000.00	11-Aug-20	232		30,000.00	1,063.97	-	3,872.86		4,936.83	25,063.17	-
Acrylic Sheet	25.89	-	37,500.00	31-Aug-20	212		37,500.00	797.98	-	4,841.08		5,639.05	31,860.95	-
Acrylic Sheet	25.89	-	16,500.00	30-Sep-20	182		16,500.00	-	-	2,130.07		2,130.07	14,369.93	-
ADMIN TABLE WITH SIDE AND BACK TABLE	25.89	-	45,000.00	30-Sep-20	182		45,000.00	-	-	5,809.29		5,809.29	39,190.71	-
AIR AUDIT EQUIPMENT SENSOR AND KIT	63.16	280,881.63					280,881.63	260,305.58	9,497.10			269,802.68	11,078.95	30,073.15
Air Compressor Complete Model MAX-15-234 Package	18.1	-	28,520.00	9-Aug-20	234		28,520.00	735.43	-	2,573.99		3,309.41	25,210.59	-
Air Compressor Motors	18.1	2,492.12					2,492.12	2,492.12	-			2,492.12	-	-
Air Cooler- HS NAGORI	45.07	7,500.00					7,500.00	3,892.54	1,049.43			4,941.97	2,558.03	4,656.89
Airconditioner	45.07	159,706.40	51,562.50	5-Aug-20	238		211,268.90	153,064.06	2,969.51	11,587.77		167,621.34	43,647.56	13,177.32
All Gear Radial D KMT 38/300	18.1	29,551.41					29,551.41	12,614.03	1,685.36			14,299.39	15,252.02	18,622.73
Alto 800CC- 2011 Model (Second hand)	31.23	125,000.00					125,000.00	78,273.14	8,646.56			86,919.70	38,080.30	55,373.42
Alto 800CC-2010 Model (Second Hand)	31.23	160,000.00					160,000.00	100,899.86	10,936.17			111,836.03	48,163.97	70,036.31
Alto- OD 02-AD-3836 (Second Hand)	31.23	-	245,000.00	14-Dec-20	107		245,000.00	-	-	22,429.98		22,429.98	222,570.02	-
Alto-2015-16 Model-GJ01-RN-0147 (Second Hand)	31.23	-	226,000.00	25-Dec-20	96		226,000.00	-	-	18,563.45		18,563.45	207,436.55	-
Alto-800CC-2015 Model (Second Hand-GJ01RK7031)	31.23	-	222,718.00	19-Jan-21	71		222,718.00	-	-	13,529.84		13,529.84	209,188.16	-
Aluminium Fix Partition	25.89	-	243,934.40	11-Aug-20	232		243,934.40	8,651.32	-	31,490.79		40,142.11	203,792.29	-
Aluminium Fix Partition	25.89	-	67,912.10	23-Sep-20	189		67,912.10	337.20	-	8,767.14		9,104.33	58,807.77	-
Ant eSport MK1000 Keyboard	63.16	-	22,372.88	4-Mar-21	27		22,372.88	-	-	1,045.29		1,045.29	21,327.59	-
Ant eSports Mk1000	63.16	-	15,254.24	7-Oct-20	175		15,254.24	-	-	4,619.32		4,619.32	10,634.92	-
Antec Cabinet	63.16	-	30,508.47	4-Mar-21	27		30,508.47	-	-	1,425.39		1,425.39	29,083.08	-
Argox Barcode Printer CP2140	63.16	12,000.00					12,100.00	10,113.45	1,750.20	3,810.71		15,674.35	8,425.65	5,542.11
Argox Barcode Printer CP2140	63.16	12,000.00					12,100.00	7,433.48	2,851.87	3,810.71		14,096.05	10,003.95	9,030.61
Asus B365 Motherboard	63.16	-	43,220.34	4-Mar-21	27		43,220.34	-	-	2,019.30		2,019.30	41,201.04	-
Asus Laptop Core I3 7 Generation Gray	63.16	45,745.76					45,745.76	35,591.86	4,686.65			40,278.50	5,467.26	14,840.55
Asus Laptop I3 7th Gen-B07HB27N2 (Steel Gray-14 INCH)	63.16	25,839.00					25,839.00	20,069.87	2,662.81			22,732.67	3,106.33	8,431.94
Asus Laptop I3 7th Gen-B07KSYRPC (Steel Gray-15.6 INCH)	63.16	44,050.84					44,050.84	33,965.73	4,654.89			38,620.62	5,430.22	14,740.00
Asus TUF 1660 Super	63.16	-	91,016.95	7-Oct-20	175		91,016.95	-	-	27,561.93		27,561.93	63,455.02	-
Asus Vivobook I3 -B07GS8XNP7 (Gold-15.6l INCH)	63.16	24,950.00					24,950.00	19,281.41	2,616.40			21,897.81	3,052.19	8,284.98
Aurtjic Pipe -Self Earthing	18.1	3,133.03					3,133.03	3,133.03	-			3,133.03	-	-
Auto Card LT Software	39.3	22,893.10					22,893.10	17,005.91	1,439.74			18,445.65	4,447.45	7,326.94
Barcode Printer CP 2140	63.16	31,246.00					31,246.00	13,921.86	7,996.14			21,918.01	9,327.99	25,320.28
BARCODE PRINTER CP 2140 - 24.06.13	63.16	25,725.00					25,725.00	25,725.00	-			25,725.00	-	-
BARCODE TABLE	25.89	-	6,000.00	30-Sep-20	182		6,000.00	-	-	774.57		774.57	5,225.43	-
Bench Grinder Machine 0.75 HP	18.1	590.31					590.31	-	-			590.31	-	-
Benq 24" 144hz	63.16	-	86,186.44	7-Oct-20	175		86,186.44	-	-	26,099.14		26,099.14	60,087.30	-
BINATONE SPIRIT 100 CORDED LANDLINE X0009G900J	45.07	1,282.00					1,282.00	1,282.00	-			1,282.00	-	-
BINATONE SPIRIT 111 CORDED LANDLINE	45.07	487.29					487.29	487.29	-			487.29	-	-
Blue Star premium table top water dispenser-BWD3TTGA(DP)	45.07	6,771.00					6,771.00	4,210.02	745.00			4,955.03	1,815.97	3,305.98
Bolero XLS 9STR AC BS3 PS-G5B54672 (White) 8002	31.23	552,259.01					552,259.01	383,908.62	31,152.35			415,060.98	137,198.03	199,502.74
Cable Connectrised Rs-232 CNC	18.1	513.35					513.35	513.35	-			513.35	-	-
Camera -IR MTR (32 Nos)	45.07	11,010.00					11,010.00	11,010.00	-			11,010.00	-	-
Camera -IR MTR (32 Nos)	45.07	67,200.00					67,200.00	61,469.92	1,666.91			63,136.83	4,063.17	7,396.99
Camera -IR MTR (32 Nos)	45.07	43,250.00					43,250.00	39,322.13	1,142.64			40,464.77	2,785.23	5,070.51
CCTV CAMERA	45.07	85,332.00	23,414.41	10-Sep-20	202		108,746.41	82,447.09	1,007.45	5,261.98		88,716.52	20,029.89	4,470.60
Ceiling Fan-Zigma 24" (White)	45.07	-	21,610.20	3-Jul-20	271		21,610.20	2,374.89	-	4,856.52		7,231.41	14,378.79	-
Ceiling Fan-Zigma 24" (White)	45.07	-	2,161.02	7-Aug-20	236		2,161.02	144.09	-	485.65		629.75	1,531.27	-
Ceiling/Wall Fan	45.07	5,847.00					5,847.00	5,847.00	-			5,847.00	-	-
Ceiling/Wall Fan	45.07	4,322.00					4,322.00	4,322.00	-			4,322.00	-	-
Ceiling/Wall Fan	45.07	9,492.00					9,492.00	6,216.07	952.99			7,169.06	2,322.94	4,228.92
Celerio ZXI AMT-Metalic Glistening Grey	31.23	408,356.15					408,356.15	283,873.05	23,034.94			306,907.99	101,448.16	147,518.05
Celerio ZXI MT- Balzing Red	31.23	372,486.45					372,486.45	258,937.85	21,011.57			279,949.42	92,537.03	134,560.17
Channel 16 DVR MD2516D1	45.07	5,700.00					5,700.00	5,700.00	-			5,700.00	-	-
Channel Beam / Joint	18.1	58,658.65					58,658.65	25,038.47	3,345.38			28,383.86	30,274.79	36,965.56
CMM Machine Model 564	18.1	847,378.64					847,378.64	655,967.98	19,046.36			675,014.34	172,364.30	210,457.02
CNC TURNING CENTRE DX-200 (4%)	18.1	483,765.16					483,765.16	374,489.56	10,873.49			385,363.06	98,402.10	120,149.09
CNC VERTICAL MACHINE VMC-640	18.1	643,542.71					643,542.71	498,175.66	14,464.78			512,640.44	130,902.27	159,831.83
Compressor Complete Unit with 225 LTR TANK	18.1	6,090.17					6,090.17	6,090.17	-			6,090.17	-	-
COMPUTER DT.1-8-07	63.16	32,106.40					32,106.40	32,106.40	-			32,106.40	-	-
Computer Peripherals	63.16	53,407.11					53,407.11	49,452.94	1,825.09			51,278.03	2,129.08	5,779.25

Sulbhan

Pranali Kamdar

Pranali Kamdar

Pranali Kamdar

Pranali Kamdar

For M.R. ORGANISATION LIMITED
 Authorised Signatory/Director
 PRANALI KAMDAR
 DIN No. 00360241

Authorised Signatory/Director
 PRANALI KAMDAR
 DIN No. 00360241

Authorised Signatory/Director
 PRANALI KAMDAR
 DIN No. 00360241

Authorised Signatory/Director
 PRANALI KAMDAR
 DIN No. 00360241

Authorised Signatory/Director
 PRANALI KAMDAR
 DIN No. 00360241

Authorised Signatory/Director
 PRANALI KAMDAR
 DIN No. 00360241



GIONEE MOBILE HANDSET P3S GREY - IMEI NO- 868130021241597	45.07	9,566.00				9,566.00	9,566.00	-			9,566.00	-	-
GO GLOBAL FOR WINDOWS REMOTE ACCESS SOFTWARE -USER LICENSE	63.16	-	45,000.00	24-Jun-20	280	45,000.00	7,631.11	-	14,172.07		21,803.18	23,196.82	-
HAIER REFRIGERATOR HRF2983CSSE STAINLESS STEEL	63.16	18,586.00				18,586.00	16,276.46	1,066.00			17,342.45	1,243.55	3,375.54
HARDDISK 500 GB DT: 14.08.2012	63.16	1,911.20				1,911.20	1,911.20	-			1,911.20	-	-
HARDDISK 500 GB DT: 24.7.2012	63.16	13,057.00				13,057.00	13,057.00	-			13,057.00	-	-
HDD 1TB EXTERNAL HARDDRIVE - 08.06.13	63.16	14,312.00				14,312.00	14,312.00	-			14,312.00	-	-
HDD 1TB EXTERNAL HARDDRIVE - 08.06.13	63.16	3,728.00				3,728.00	3,728.00	-			3,728.00	-	-
HI-116 PLATFORM TRUCK SIZE: 2'W*3'L*36'''H CAPACITY 250KG	18.1	8,800.00				8,800.00	3,567.27	520.68			4,087.95	4,712.05	5,753.42
HIGH 102 LIFT PALLET TRUCK X 1 TON X 1000 MM	18.1	32,000.00				32,000.00	13,562.41	1,834.64			15,397.05	16,602.95	20,272.23
HP 1020PLUS MONOCHROME LASER PRINTER X000EWZIS1	63.16	6,380.00				6,380.00	6,380.00	-			6,380.00	-	-
HP LASERJET M 1213NF-10.02.14	63.16	14,285.71				14,285.71	14,285.71	-			14,285.71	-	-
IBM SERVERX3400-797512S	63.16	5,493.96				5,493.96	5,493.96	-			5,493.96	-	-
INTEL CORE I3 - 3.30 GHZ CPU	63.16	202,800.00				202,800.00	200,513.96	1,055.15			201,569.11	1,230.89	3,341.18
Intel Core i3 2100 Processor S/N: L233C065, 3214C545	63.16	26,695.00				26,695.00	16,521.28	4,695.79	-		21,217.07	5,477.93	14,869.51
Intel Core i3 3100 Processor S/N : 5404A6C1EAC9F, 10BF487E1E5CK	63.16	27,118.00				27,118.00	12,962.42	6,533.66	-		19,496.08	7,621.92	20,689.24
Intel Core i3 3220 3.3Ghz Processor S/N: 3244c156/3344B102	63.16	27,118.00				27,118.00	12,705.57	6,652.21	-		19,357.79	7,760.21	21,064.64
Intel Core i3 3220 3.3Ghz Processor S/N: 3244c156/3344B102	63.16	28,909.00				28,909.00	13,305.12	7,202.14	-		20,507.26	8,401.74	22,806.02
Intel Core i5 6400 2.7Ghz Processor S/N : XG32C015	63.16	22,754.00				22,754.00	9,367.82	6,178.54	-		15,546.36	7,207.64	19,564.72
Intel Core i5 9400F	63.16	-	55,932.20	7-Oct-20	175	55,932.20	-	-	16,937.50		16,937.50	38,994.70	-
Intel Core i7 8700	63.16	-	111,101.69	4-Mar-21	27	111,101.69	-	-	5,190.79		5,190.79	105,910.90	-
Interior Blind	25.89	-	36,398.00	21-Sep-20	191	36,398.00	232.36	-	4,698.81		4,931.17	31,466.83	-
INVENTORY MANAGER TABLE	25.89	-	15,000.00	30-Sep-20	182	15,000.00	-	-	1,936.43		1,936.43	13,063.57	-
INVENTORY RACK	25.89	-	360,000.00	30-Sep-20	182	360,000.00	-	-	46,474.32		46,474.32	313,525.68	-
INWARD TABLE	25.89	-	12,000.00	30-Sep-20	182	12,000.00	-	-	1,549.14		1,549.14	10,450.86	-
ISUZU -D Max Crew (Titanium Silver)	31.23	830,000.00				830,000.00	410,567.82	77,613.72			488,181.54	341,818.46	497,045.90
IT MANAGER CUPBOARD	25.89	-	12,000.00	30-Sep-20	182	12,000.00	-	-	1,549.14		1,549.14	10,450.86	-
IT MANAGER TABLE	25.89	-	20,000.00	30-Sep-20	182	20,000.00	-	-	2,581.91		2,581.91	17,418.09	-
JYOTI make CNC Vertical Machining Center, Model: RX 20	45.07	2,302,050.00	3,560.00	12-Nov-20	139	2,305,610.00	1,502,715.89	232,530.75	611.03		1,735,857.66	569,752.34	1,031,864.86
Karbons K9 Smart 4G-1 GB	45.07	4,151.78				4,151.78	4,151.78	-			4,151.78	-	-
Karbons K9 Smart 4G-1 GB (2 Mobiles)	45.07	7,857.16				7,857.16	7,857.16	-			7,857.16	-	-
KIT MAKING TABLE	25.89	-	21,000.00	30-Sep-20	182	21,000.00	-	-	2,711.00		2,711.00	18,289.00	-
KIT QC TV TABLE	25.89	-	32,000.00	30-Sep-20	182	32,000.00	-	-	4,131.05		4,131.05	27,868.95	-
Landline Telephone set GLIVE, BEE TEL	45.07	1,752.54				1,752.54	1,752.54	-			1,752.54	-	-
LAPPYMASTER 39.1 CM (15.4) LED MONITOR (BLACK) X000GYRWWR	63.16	3,800.00				3,800.00	3,800.00	-			3,800.00	-	-
Laptop	63.16	50,774.63				50,774.63	47,055.12	1,716.78			48,771.90	2,002.73	5,436.29
LAPTOP DELL 5521 04.07.2014	63.16	44,834.12				44,834.12	44,834.12	-			44,834.12	-	-
Laptop Dell Inspiration 15-5547 15.6 Inch	63.16	-				-	(0.00)	-			(0.00)	-	-
Laptop Dell Inspiron 15 3542 39.62cm (Black)	63.16	-				-	0.00	-			0.00	-	-
Laptop Dell Inspiron 3542 Core I3 15.6inch (Silver)	63.16	141,500.00				141,500.00	141,500.00	-			141,500.00	-	-
LAPTOP LENOVO G50-70 NOTEBOOK (50-443003)	63.16	-				-	(0.00)	-			(0.00)	-	-
LAPTOP LENOVO G50-70 NOTEBOOK (59-422423)	63.16	62,500.00				62,500.00	62,500.00	-			62,500.00	-	-
Lath HNB-12" HG Machine ATUL-9"	18.1	36,502.70				36,502.70	15,581.20	2,081.80			17,662.99	18,839.71	23,003.30
Lathe Machine-2130MM	18.1	51,376.80				51,376.80	39,771.52	1,154.79			40,926.31	10,450.49	12,760.07
LED-DELL E1914H 18.5 INCH	63.16	9,942.00				9,942.00	9,942.00	-			9,942.00	-	-
Lenovo G50-70 IMEI-Serial-PF09RK4Z	63.16	13,776.79				13,776.79	13,776.79	-			13,776.79	-	-
Lenovo G50-70(59-422423) IMEI-Serial-SYB10136563	63.16	13,820.16				13,820.16	13,820.16	-			13,820.16	-	-
Lenovo Idea Pad 100 Core i3	63.16	-				-	0.00	-			0.00	-	-
Lenovo Idea Pad 100 Core i3	63.16	-				-	0.00	-			0.00	-	-
Lenovo Idea Pad 100 Core i3 5th Gen-SPF05FEG	63.16	11,385.02				11,385.02	11,385.02	-			11,385.02	-	-
Lenovo Ideapad 130 AMD E-2-9000 7 th Gen (15.6 inch HD Laptop)	63.16	16,093.00				16,093.00	7,635.31	3,903.74	-		11,539.05	4,553.95	12,361.43
Lenovo Ideapad 130 AMD E-2-9000 7 th Gen (15.6 inch HD Laptop)	63.16	16,093.00				16,093.00	7,578.15	3,930.12	-		11,508.27	4,584.73	12,444.98
Leth Machine -Olympic 4 1/2"	18.1	68,207.36				68,207.36	52,800.30	1,533.08			54,333.38	13,873.98	16,940.15
Lever Tea Coffee Vending M/c	45.07	2,580.35				2,580.35	2,580.35	-			2,580.35	-	-
Lift 500 Kg Load Cage	18.1	17,631.62				17,631.62	13,648.89	396.30			14,045.19	3,586.43	4,379.03
Liner Light LED NL-LL50	25.89	-	7,600.00	7-Jul-20	267	7,600.00	458.22	-	981.12		1,439.34	6,160.66	-
Liner Light LED NL-LL50	25.89	-	1,900.00	9-Jul-20	265	1,900.00	111.86	-	245.28		357.14	1,542.86	-
Liner Light LED NL-LL50	25.89	-	7,400.00	22-Jul-20	252	7,400.00	367.43	-	955.31		1,322.73	6,077.27	-
Liner Light LED NL-LL50	25.89	-	8,510.00	22-Jul-20	252	8,510.00	422.54	-	1,098.60		1,521.14	6,988.86	-
Liner Light LED NL-LL50	25.89	-	4,550.00	21-Aug-20	222	4,550.00	129.10	-	587.38		716.48	3,833.52	-
LINKSYS ROUTER DT: 21.07.12	63.16	2,688.00	4,178.46	21-Aug-20	222	4,178.46	118.55	-	539.42		657.97	3,520.49	-
Locker-TIURI	45.07	1,119.37				2,688.00	2,688.00	-			2,688.00	-	-
						1,119.37	1,119.37	-			1,119.37	-	-

For, M. R. ORGANISATION LIMITED
P. M. Pathak
 PRANALI KAMBAR
 DIN No. : 00360224

Silkyar

P. M. Pathak

MANAGING DIRECTOR
 MAYUR KAMBAR
 DIN No. : 00360224

For, M. R. ORGANISATION LIMITED
P. M. Pathak



Logitech Wireless Presenter R-400 BLACK	63.16	-	10,423.73	7-Oct-20	175		10,423.73	-	-	3,156.53		3,156.53	7,267.20	-	-
M B Revolving Chair	45.07	4,823.00	-	-	-	-	4,823.00	4,823.00	-	-	-	4,823.00	-	-	-
M B Revolving Chair	25.89	-	12,712.00	27-Nov-20	124		12,712.00	-	-	1,118.08		1,118.08	11,593.92	-	-
M B Revolving Chair	25.89	-	16,800.00	29-Jan-21	61		16,800.00	-	-	726.91		726.91	16,073.09	-	-
M B Revolving Chair	25.89	-	28,800.00	17-Mar-21	14		28,800.00	-	-	286.00		286.00	28,514.00	-	-
MACHINE CONDITION TESTER T-30-2 LOGGER VERSION	63.16	278,943.50	-	-	-	-	278,943.50	258,509.43	9,431.57	-		267,941.00	11,002.50	29,865.64	-
Machinery Parts Others (Assets)	18.1	3,340.99	-	-	-	-	3,340.99	3,340.99	-	-		3,340.99	-	-	-
Machinery Tools (Assets)	18.1	159,314.50	-	-	-	-	159,314.50	86,017.13	7,293.47	-		93,310.60	66,003.90	80,590.84	-
Machinery Tools / Parts (Assets)	18.1	757,022.08	-	-	-	-	757,022.08	586,021.67	17,015.43	-		603,037.11	153,984.97	188,015.84	-
Macwell 8" Cap Hydralie Machine	18.1	6,731.55	-	-	-	-	6,731.55	6,731.55	-	-		6,731.55	-	-	-
MANAGER TABLE	25.89	-	40,000.00	30-Sep-20	182		40,000.00	-	-	-		40,000.00	-	-	-
Mark Bike (Mark Jet Dxdred)	31.23	8,506.13	-	-	-	-	8,506.13	-	-	5,163.81		5,163.81	34,836.19	-	-
Mark Zapp DX(Royal Blue/silver)2 WHEELAR	25.89	12,978.42	-	-	-	-	12,978.42	12,978.42	-	-		12,978.42	-	-	-
MARUTI SUZUKI ALTO LXI CHASIS NO. MA3EUA61S00H18601 SUPERIOR WHITE (IS)	31.23	-	376,000.00	22-Mar-21	9		376,000.00	-	-	2,895.41		2,895.41	373,104.59	-	-
MARUTI SUZUKI ALTO LXI CHASIS NO. MA3EUA61S00H46084 GRANITE GREY (MP)	31.23	-	376,000.00	26-Mar-21	5		376,000.00	-	-	1,608.56		1,608.56	374,391.44	-	-
MARUTI SUZUKI ALTO LXI CHASIS NO. MA3EUA61S00H46482 SILKY SILVER (AM)	31.23	-	376,000.00	26-Mar-21	5		376,000.00	-	-	1,608.56		1,608.56	374,391.44	-	-
MARUTI SUZUKI ALTO LXI CHASSIS NO. MA3EUA61S00H19402 SUPERIOR WHITE (HM)	31.23	-	376,000.00	22-Mar-21	9		376,000.00	-	-	2,895.41		2,895.41	373,104.59	-	-
MARUTI SUZUKI ALTO LXI CHASSIS NO. MA3EUA61S00H19581 SUPERIOR WHITE(VV)	31.23	-	376,000.00	22-Mar-21	9		376,000.00	-	-	2,895.41		2,895.41	373,104.59	-	-
MARUTI SUZUKI S-PRESSO VXI PLUS CHASSIS NO. MA3RFL41SMB244506 SILKY SILVER (PG)	31.23	-	475,000.00	22-Mar-21	9		475,000.00	-	-	3,657.76		3,657.76	471,342.24	-	-
MARUTI SUZUKI S-PRESSO VXI PLUS CHASSIS NO. MA3RFL41SMC247322 GRANITE GREY (BP)	31.23	-	475,000.00	22-Mar-21	9		475,000.00	-	-	3,657.76		3,657.76	471,342.24	-	-
MEMORY 1 GB DT.: 14.08.2012	63.16	1,386.00	-	-	-	-	1,386.00	1,386.00	-	-		1,386.00	-	-	-
MEMORY 4 GB ECC IBM	63.16	9,828.00	-	-	-	-	9,828.00	9,828.00	-	-		9,828.00	-	-	-
MERCEDES BENZ B Class	31.23	3,400,550.00	-	-	-	-	3,400,550.00	3,086,063.33	58,194.10	-		3,144,257.43	256,292.57	372,680.78	-
MERCEDES BENZ E Class	31.23	-	-	-	-	-	-	(0.00)	-	-		(0.00)	-	-	-
Metal Cutting Bandsaw Machine Laxson	18.1	24,137.48	91,000.00	16-Jul-20	258		109,460.61	22,432.75	542.53	8,212.94		31,188.22	78,272.39	5,994.84	-
Mi 10i 5G (Atlantic Blue, 8GB RAM, 128GB Storage)	45.07	-	20,338.14	21-Jan-21	69		20,338.14	-	-	1,732.83		1,732.83	18,605.31	-	-
MICROSOFT PATER LIC. - CALS LIC.	63.16	10,906.14	-	-	-	-	10,906.14	10,906.14	-	-		10,906.14	-	-	-
MICROSOFT PATER LIC. - SQL LIC.	63.16	114,667.33	-	-	-	-	114,667.33	114,667.33	-	-		114,667.33	-	-	-
MICROSOFT PATER LIC. - WINDOWS LIC.	63.16	31,426.37	-	-	-	-	31,426.37	31,426.37	-	-		31,426.37	-	-	-
Microwave Oven (17 MP MEX 1, White)	45.07	4,395.00	-	-	-	-	4,395.00	4,395.00	-	-		4,395.00	-	-	-
MILLENIUUM DRILL-SKP-205FR	18.1	7,162.66	-	-	-	-	7,162.66	7,162.66	-	-		7,162.66	-	-	-
MITUTOYO 178-561-02A SURFACE ROUGHNESS TESTERS	63.16	159,249.13	-	-	-	-	159,249.13	157,866.98	637.95	-		158,504.92	744.21	2,020.10	-
Mobile Phones (MRE)	45.07	48,264.33	-	-	-	-	48,264.33	38,682.68	2,787.36	-		41,470.04	6,794.29	12,369.00	-
MOBILE SAMSUNG GALAXY NOTE	45.07	35,900.00	-	-	-	-	35,900.00	34,802.91	319.15	-		35,122.06	777.94	1,416.24	-
Moto Insta Share Projector	63.16	19,999.00	-	-	-	-	19,999.00	19,474.67	242.01	-		19,716.68	282.32	766.34	-
Moto Z with Style Mod(Black, 64GB)	45.07	39,999.00	-	-	-	-	39,999.00	35,719.57	1,244.91	-		36,964.48	3,034.52	5,524.34	-
MS OFFICE 365 SMALL BUSINESS PREMIUM FP	63.16	136,143.82	40,000.00	3-Sep-20	209		176,143.82	113,384.28	11,367.50	12,597.39		137,349.17	38,794.65	35,995.88	-
MS OFFICE 365 SMALL BUSINESS PREMIUM FP	63.16	-	15,070.00	8-Feb-21	51		15,070.00	-	-	1,329.94		1,329.94	13,740.06	-	-
Ms Win 8 Prof 64 Bit Paper Lic.	63.16	223,596.40	-	-	-	-	223,596.40	223,596.40	-	-		223,596.40	-	-	-
NEW 500 GB HARD DISC	63.16	2,040.00	-	-	-	-	2,040.00	2,040.00	-	-		2,040.00	-	-	-
New Electric Bike - 2	25.89	39,217.13	-	-	-	-	39,217.13	30,694.48	1,267.31	-		31,961.79	7,255.34	9,789.96	-
New Electric Bike - 2	25.89	69,980.00	-	-	-	-	69,980.00	39,487.04	4,534.28	-		44,021.31	25,958.69	35,027.24	-
New Electric Bike - ALL	25.89	30,500.00	-	-	-	-	30,500.00	13,572.12	2,517.16	-		16,089.28	14,410.72	19,445.04	-
NPD DATA CUPBOARD	25.89	-	70,000.00	30-Sep-20	182		70,000.00	-	-	9,036.67		9,036.67	60,963.33	-	-
Office Board KP	45.07	4,343.49	-	-	-	-	4,343.49	4,343.49	-	-		4,343.49	-	-	-
OnePlus 7 Pro (Almond, 8GB RAM, 256GB Storage)	45.07	45,534.83	-	-	-	-	45,534.83	20,845.28	7,182.33	-		28,027.61	17,507.22	31,871.87	-
Oppo F1 Plus	45.07	23,947.83	-	-	-	-	23,947.83	23,947.83	-	-		23,947.83	-	-	-
OPTICAL ISOLATOR & SWITCH	18.1	3,088.94	-	-	-	-	3,088.94	3,088.94	-	-		3,088.94	-	-	-
Orient Quasar ORN Ceiling Fans (4 qty)	45.07	9,889.01	-	-	-	-	9,889.01	9,889.01	-	-		9,889.01	-	-	-
ORIGINAL OEM SPARE PARTS SAMPLES	18.1	7,262,666.75	-	-	-	-	7,262,666.75	5,588,159.28	166,622.24	-		5,754,781.52	1,507,885.23	1,841,129.71	-
ORING GAUGE BOX	25.89	-	45,000.00	30-Sep-20	182		45,000.00	-	-	5,809.29		5,809.29	39,190.71	-	-
Panasonic 1.5/2 Ton splitAC	45.07	-	59,765.63	28-Aug-20	215		59,765.63	2,435.34	-	13,431.29		15,866.63	43,899.00	-	-
PANASONIC CORDLESS - KXTG3611BX	45.07	1,530.00	5,288.14	16-Jan-21	74		6,818.14	1,530.00	(0.00)	483.20		2,013.20	4,804.94	(0.00)	-
Panasonic Eluga I6 (Black, 2GB Ram, 16GB Storage)	45.07	-	8,472.88	15-Feb-21	44		8,472.88	-	-	460.34		460.34	8,012.54	-	-
Panasonic Kx-Tg 3651 Cordless Landline(BANSARI)	45.07	3,984.00	-	-	-	-	3,984.00	3,984.00	-	-		3,984.00	-	-	-
Panasonic Telephone	45.07	4,275.45	-	-	-	-	4,275.45	4,275.45	-	-		4,275.45	-	-	-
Panasonic Telephone KX-TS 880	45.07	2,875.00	-	-	-	-	2,875.00	2,875.00	-	-		2,875.00	-	-	-
Partition 5'5' feet	25.89	29,925.00	-	-	-	-	29,925.00	16,855.09	1,943.48	-		18,798.57	11,126.43	15,013.40	-
PK MAIN TABLE WITH SIDE AND BACK TABLE	25.89	-	55,000.00	30-Sep-20	182		55,000.00	-	-	7,100.24		7,100.24	47,899.76	-	-
Ply, Panel & Laminate	25.89	-	37,684.82	16-Jun-20	288		37,684.82	2,833.42	-	4,864.93		7,698.36	29,986.46	-	-
Ply, Panel & Laminate	25.89	-	34,460.25	23-Jun-20	281		34,460.25	2,419.87	-	4,448.66		6,868.53	27,591.72	-	-

Sulbyfar


For, M. R. ORGANISATION LIMITED
 R. L. M. - Kambhar

For, M. R. ORGANISATION LIMITED
 M. R. - Kambhar

M. No. 037802
 Ahmedabad

Authorised Signatory/Director
PRANALI KAMDAR
 DIN No. 00071115

Authorised Signatory/Director
MAYUR KAMDAR
 DIN No.: 00369347



Ply, Panel & Laminate	25.89	-	50,320.42	4-Jul-20	270			50,320.42	3,140.99	-	6,496.13		9,637.12	40,683.30	-
Ply, Panel & Laminate	25.89	-	39,062.00	10-Jul-20	264			39,062.00	2,272.00	-	5,042.72		7,314.72	31,747.28	-
Ply, Panel & Laminate	25.89	-	17,971.00	13-Jul-20	261			17,971.00	1,007.02	-	2,319.97		3,326.99	14,644.01	-
Ply, Panel & Laminate	25.89	-	24,288.00	17-Jul-20	257			24,288.00	1,292.09	-	3,135.47		4,427.56	19,860.44	-
Ply, Panel & Laminate	25.89	-	14,784.00	21-Jul-20	253			14,784.00	744.54	-	1,908.55		2,653.09	12,130.91	-
Ply, Panel & Laminate	25.89	-	52,452.07	1-Aug-20	242			52,452.07	2,232.30	-	6,771.32		9,003.62	43,448.45	-
Ply, Panel & Laminate	25.89	-	46,798.16	17-Aug-20	226			46,798.16	1,460.56	-	6,041.42		7,501.99	39,296.17	-
Polishing Grinder	18.1	47,040.00						47,040.00	23,236.24	2,368.13	-		25,609.07	21,430.93	26,172.35
PORT 8 SWITCH	45.07	542.86						542.86	542.86	-	-		542.86	-	-
PRINTER - HP LASERJET 2055DN	63.16	3,921.60						3,921.60	3,921.60	-	-		3,921.60	-	-
PRINTER HP LJ 1020 - 25.05.2013	63.16	7,000.00						7,000.00	7,000.00	-	-		7,000.00	-	-
PRINTER SAMSUNG M2876ND/XIP-24.04.2014	63.16	13,619.00						13,619.00	13,619.00	-	-		13,619.00	-	-
Printer- Samsung SL	63.16	11,904.76						11,904.76	11,904.76	-	-		11,904.76	-	-
PVC Carpet	25.89	-	47,424.60	22-Jul-20	252			47,424.60	2,354.73	-	6,122.29		8,477.02	38,947.58	-
Quick heal Internet Security	63.16	152,572.00						152,572.00	116,027.09	16,867.70	-		132,894.79	19,677.21	53,412.61
Razer MousePad Large	63.16	-	3,050.85	7-Oct-20	175			3,050.85	-	-	923.86		923.86	2,126.99	-
Realme C2 (Diamond Black, 32 GB)	45.07	9,641.04						9,641.04	3,823.34	1,692.40	-		5,515.74	4,125.30	7,510.10
Realme C2 (Diamond Black, 32 GB)	45.07	5,356.25						5,356.25	1,796.23	1,035.63	-		2,831.85	2,524.40	4,595.66
Redgare Cosmo 7.1	63.16	-	10,169.49	7-Oct-20	175			10,169.49	-	-	3,079.54		3,079.54	7,089.95	-
REDMI 5 (BLACK 16GB)	45.07	7,142.00						7,142.00	7,142.00	-	-		7,142.00	-	-
REDMI 5 (BLACK 16GB)	45.07	13,937.00						13,937.00	9,991.08	1,147.89	-		11,138.97	2,798.03	5,093.81
Redmi 5 (ROSE GOLD 16GB)	45.07	7,142.00						7,142.00	7,142.00	-	-		7,142.00	-	-
Redmi 6A 16GB Black	45.07	5,625.00						5,625.00	3,346.74	662.76	-		4,009.50	1,615.50	2,941.02
Redmi 6A 32GB Black	45.07	27,674.00						27,674.00	12,986.47	4,272.69	-		17,259.15	10,414.85	18,960.22
Redmi 6A 32GB Black	45.07	5,802.68						5,802.68	2,706.35	900.74	-		3,607.09	2,195.59	3,997.07
Redmi 6A 32GB Black	45.07	11,605.36						11,605.36	4,935.36	1,940.34	-		6,875.70	4,729.66	8,610.34
REDMI 7A (2GB+32GB) BLACK	45.07	18,750.00						18,750.00	6,198.16	3,651.40	-		9,849.56	8,900.44	16,203.24
REDMI 7A (2GB+32GB) BLACK	45.07	18,750.00						18,750.00	6,198.16	3,651.40	-		9,849.56	8,900.44	16,203.24
REDMI 7A (2GB+32GB) BLACK	45.07	9,819.64						9,819.64	2,532.21	2,119.95	-		4,652.17	5,167.47	9,407.38
REDMI 8A DUAL (2GB+32GB) MIDNIGHT GREY	45.07	-	25,390.00	22-Jul-20	252			25,390.00	2,194.60	-	5,705.96		7,900.56	17,489.44	-
Redmi 9 Prime (Matte Black, 4GB RAM, 128GB Storage)	45.07	-	9,321.19	14-Feb-21	45			9,321.19	-	-	517.94		517.94	8,803.25	-
Redmi 9 Prime (Matte Black, 4GB RAM, 128GB Storage)	45.07	-	9,321.19	15-Feb-21	44			9,321.19	-	-	506.43		506.43	8,814.76	-
Redmi 9 Prime (Matte Black, 4GB RAM, 128GB Storage)	45.07	-	9,321.19	15-Feb-21	44			9,321.19	-	-	506.43		506.43	8,814.76	-
Redmi 9A (Midnight Black, 3GB Ram, 32GB Storage)	45.07	-	6,355.08	29-Oct-20	153			6,355.08	-	-	1,200.62		1,200.62	5,154.46	-
Redmi 9A (Midnight Black, 3GB Ram, 32GB Storage)	45.07	-	11,523.72	30-Oct-20	152			11,523.72	-	-	2,162.87		2,162.87	9,360.85	-
Redmi 9A (Midnight Black, 3GB Ram, 32GB Storage)	45.07	-	19,065.24	30-Oct-20	152			19,065.24	-	-	3,578.33		3,578.33	15,486.91	-
Redmi 9A (Midnight Black, 3GB Ram, 32GB Storage)	45.07	-	6,355.08	30-Dec-20	91			6,355.08	-	-	714.10		714.10	5,640.98	-
Redmi 9A (Midnight Black, 3GB Ram, 32GB Storage)	45.07	-	12,710.16	3-Jan-21	87			12,710.16	-	-	1,365.42		1,365.42	11,344.74	-
Redmi 9A (Midnight Black, 3GB Ram, 32GB Storage)	45.07	-	6,355.08	16-Jan-21	74			6,355.08	-	-	580.69		580.69	5,774.39	-
Redmi 9A (Midnight Black, 3GB Ram, 32GB Storage)	45.07	-	6,355.08	16-Jan-21	74			6,355.08	-	-	580.69		580.69	5,774.39	-
Redmi 9A (Midnight Black, 3GB Ram, 32GB Storage)	45.07	-	6,355.08	16-Jan-21	74			6,355.08	-	-	580.69		580.69	5,774.39	-
Redmi 9A (Midnight Black, 3GB Ram, 32GB Storage)	45.07	-	38,130.48	16-Jan-21	74			38,130.48	-	-	3,484.16		3,484.16	34,646.32	-
Redmi 9A (Midnight Black, 3GB Ram, 32GB Storage)	45.07	-	6,355.08	20-Mar-21	11			6,355.08	-	-	86.32		86.32	6,268.76	-
Redmi 9A (Midnight Black, 3GB Ram, 32GB Storage)	45.07	-	19,065.24	20-Mar-21	11			19,065.24	-	-	258.96		258.96	18,806.28	-
Redmi 9A (Midnight Black, 3GB Ram, 32GB Storage)	45.07	-	5,931.36	20-Mar-21	11			5,931.36	-	-	80.56		80.56	5,850.80	-
Redmi 9A (Midnight Black, 3GB Ram, 32GB Storage)	45.07	-	5,931.36	31-Mar-21	0			5,931.36	-	-	-		-	5,931.36	-
REDMI K 20 Pro	45.07	23,213.40						23,213.40	8,872.66	4,171.80	-		13,044.46	10,168.94	18,512.54
Redmim 9A (2GB 32GB, Nature Green)	45.07	-	12,371.00	19-Jan-21	71			12,371.00	-	-	1,084.57		1,084.57	11,286.43	-
Redmim 9A (2GB 32GB, Nature Green)	45.07	-	6,186.00	19-Feb-21	40			6,186.00	-	-	305.54		305.54	5,880.46	-
Redmim 9A (2GB 32GB, Nature Green)	45.07	-	6,185.59	1-Feb-21	58			6,185.59	-	-	443.00		443.00	5,742.59	-
Refrigerator - Surat/Hospet Office	45.07	12,800.00						12,800.00	10,022.45	808.00	-		10,830.46	1,969.54	3,585.55
Renault Kwid 2015 Mode-PB65-AY-6635 (Second Hand)	31.23	-	215,000.00	5-Dec-20	116			215,000.00	-	-	21,339.07		21,339.07	193,660.93	-
S.S. Bain Marie 4 Con.	25.89	33,000.00						33,000.00	13,114.02	2,957.03	-		16,071.05	16,928.95	22,843.01
S.S. Work Table	25.89	10,500.00						10,500.00	4,172.64	940.87	-		5,113.51	5,386.49	7,268.23
Samsung 3800 mAh External Portable Power Charging Battery Back Case With Kick Stand For Note 3	45.07	2,664.00						2,664.00	2,664.00	-	-		2,664.00	-	-
Samsung Galaxy A9 PRO	45.07	24,017.00						24,017.00	20,198.68	1,110.77	-		21,309.45	2,707.55	4,929.09
Samsung Galaxy M01 M015 GD 3GB 32GB Black	45.07	-	6,355.08	1-Feb-21	58			6,355.08	-	-	455.14		455.14	5,899.94	-
Samsung Galaxy M30s (Pearl White, 6GB RAM)	45.07	13,660.20						13,660.20	5,404.15	2,401.73	-		7,805.88	5,854.32	10,657.78

Siddhant

Pratik M - Khandekar

Pratik M - Khandekar

Pratik M - Khandekar

Pratik M - Khandekar

For, M. P. ORGANISATION LIMITED

For, M. P. ORGANISATION LIMITED

Authorised Signatory/Director
PRANALI KAMDAR
DIN No. : 00971115

MANAGING DIRECTOR
MAYUR KAMDAR
DIN No. : 00369341



Samsung Galaxy M01 M015 GD 3GB 32GB Black	45.07	-	6,355.08	1-Feb-21	58	6,355.08	-	-	455.14	-	455.14	5,899.94	-
Samsung Galaxy M30s (Pearl White, 6GB RAM)	45.07	13,660.20	-	-	-	-	-	-	-	-	-	5,854.32	10,657.78
Samsung Galaxy Note TABLET	45.07	73,508.50	-	-	-	13,660.20	5,404.15	2,401.73	-	-	7,805.88	5,854.32	-
Samsung J2 2018 J250F 2GB	45.07	6,866.07	-	-	-	60,073.55	3,908.30	-	-	-	63,981.85	9,526.65	17,343.25
Samsung J2 2018 J250F 2GB	45.07	13,732.14	-	-	-	6,866.07	4,947.36	558.16	-	-	5,505.53	1,360.54	2,476.87
Sandisk Pendrive 256GB	63.16	-	-	-	-	13,732.14	9,634.98	1,191.89	-	-	10,826.87	2,905.27	5,289.04
SAP B 1 PROF. LICENSE - 17.02.2014	39.3	188,136.00	1,949.15	7-Oct-20	175	1,949.15	-	-	590.25	-	590.25	1,358.90	-
SAP B1 LICENSES UPGRADED - 21.05.2015	39.3	175,184.00	-	-	-	188,136.00	180,924.89	1,763.51	-	-	182,688.40	5,447.60	8,974.63
SAP B1 PROFESSIONAL & LIMITED FINANCE LICENCE	39.3	36,906.64	-	-	-	175,184.00	162,556.18	3,088.20	-	-	165,644.37	9,539.63	15,716.02
SAP B1 PROFESSIONAL LICENSES PURCHASE COST - 21.05.2015	39.3	519,064.00	-	-	-	36,906.64	36,906.64	-	-	-	36,906.64	-	-
SAP Business Software	39.3	70,264.80	-	-	-	519,064.00	477,929.50	10,059.65	-	-	487,989.15	31,074.85	51,194.15
SARAL TDS & INCOME TAX SOFTWARE	63.16	7,590.00	7,590.00	22-Jan-21	68	70,264.80	70,264.80	-	-	-	70,264.80	-	-
SCORPIO CAR - 31.07.2013	31.23	704,735.94	-	-	-	15,180.00	3,160.75	2,044.37	893.10	-	6,098.21	9,081.79	6,473.63
SEA GATE SKY HAWK ITB HDD-03052018	63.16	3,400.00	-	-	-	704,735.94	704,735.94	-	-	-	704,735.94	-	-
SEAGATE BACKUP PLUS SLIM 2TB PORTABLE EXTERNAL HARD DRIVE X000AS77DN	63.16	6,193.83	-	-	-	3,400.00	3,400.00	-	-	-	3,400.00	-	-
Seagate Expansion 3 TB Desktop Hard Disk (Black)(Item#2165522931)	63.16	7,500.00	-	-	-	6,193.83	6,193.83	-	-	-	6,193.83	-	-
Service Table/ Trolley	25.89	-	12,584.74	5-Sep-20	207	7,500.00	7,500.00	-	-	-	7,500.00	-	-
SKP 3/4" X 4" Pillar Drill M/c	18.1	3,166.80	-	-	-	12,584.74	223.16	-	1,624.63	-	1,847.79	10,736.95	-
Sofa Set (2 / 3 Seater)	25.89	-	76,186.40	26-Aug-20	217	3,166.80	3,166.80	-	-	-	3,166.80	-	-
Sony LED 109cm	45.07	87,344.00	-	-	-	76,186.40	1,891.41	-	9,835.31	-	11,726.72	64,459.68	-
Sony LED 80cm	45.07	44,592.00	-	-	-	87,344.00	79,965.50	2,146.45	-	-	82,111.95	5,232.05	9,524.95
Speakers & Music System	63.16	8,600.00	-	-	-	44,592.00	40,825.03	1,095.83	-	-	41,920.86	2,671.14	4,862.80
Steel cupboard	25.89	-	11,500.00	15-Aug-20	228	8,600.00	8,600.00	-	-	-	8,600.00	-	-
SWITCH 24 PORT 10/100 DT. 21.07.12	39.3	2,604.00	-	-	-	11,500.00	375.23	-	1,484.60	-	1,859.82	9,640.18	-
TACO TAPPING ATTACHMENT	18.1	7,667.84	-	-	-	2,604.00	2,604.00	-	-	-	2,604.00	-	-
TCL 65 Inch AI 4K Ultra HD Smart LED TV 65P8S	45.07	-	59,999.00	24-Sep-20	188	7,667.84	7,667.84	-	-	-	7,667.84	-	-
TEAM STORAGE CUPBOARD	25.89	-	20,000.00	30-Sep-20	182	59,999.00	444.52	-	13,483.73	-	13,928.25	46,070.75	-
TEAM WORKING TABLE	25.89	-	175,000.00	30-Sep-20	182	20,000.00	-	-	2,581.91	-	2,581.91	17,418.09	-
Telephone Panasonic	45.07	10,529.85	-	-	-	175,000.00	10,529.85	-	22,591.68	-	22,591.68	152,408.32	-
Thomson TV-(XB18573)-TH24TM2490181104708	45.07	6,700.00	-	-	-	10,529.85	6,700.00	-	-	-	10,529.85	-	-
Toughened Glass (Cabin)	25.89	-	66,800.00	25-Aug-20	218	6,700.00	4,148.28	742.31	-	-	4,890.59	1,809.41	3,294.03
TOYOTA FORTUNER / P.BROWN / VEHICLE NO. - GJ01KU8002	31.23	3,537,720.00	-	-	-	66,800.00	1,705.76	-	8,623.57	-	10,329.33	56,470.67	-
TV TABLE IN CONFERENCE ROOM	25.89	-	10,000.00	30-Sep-20	182	3,537,720.00	1,540,936.16	369,494.34	-	-	1,910,430.49	1,627,289.51	2,366,278.18
TVS SPORT BIKE JH 05 AL 5052 FOR JAMSHEDPUR	25.89	26,500.00	-	-	-	10,000.00	-	-	1,290.95	-	1,290.95	8,709.05	-
UPS 2KVA HF SHERON SERIES ONLINE	63.16	23,602.00	-	-	-	26,500.00	19,911.21	979.75	-	-	20,890.96	5,609.04	7,568.54
UPS A KVA SHERON WITH 12V-26H 3 BATTERY	63.16	16,758.00	-	-	-	23,602.00	23,602.00	-	-	-	23,602.00	-	-
Usha Aquagenic , Hot, Normal & Cold Floor Standing Water Dispenser / B07DJD2F3V	45.07	6,440.68	-	-	-	16,758.00	16,758.00	-	-	-	16,758.00	-	-
VANE PUMP (PV7 1X/06-10 RA01MA0-10)	18.1	9,182.61	-	-	-	6,440.68	3,626.14	818.76	-	-	4,444.91	1,995.77	3,633.30
Ventilator Fan-STD	45.07	7,130.58	-	-	-	9,182.61	9,182.61	-	-	-	9,182.61	-	-
VIVO V5 Space Grey	45.07	14,782.61	-	-	-	7,130.58	7,130.58	-	-	-	7,130.58	-	-
Vu Video Conferencing System	63.16	-	160,000.00	18-Jan-21	72	14,782.61	14,782.61	-	-	-	14,782.61	-	-
WAGON-R JH 05AQ 1286(Silver)	31.23	210,000.00	-	-	-	160,000.00	-	-	19,934.33	-	19,934.33	140,065.67	-
Water Cooler	45.07	14,417.82	-	-	-	210,000.00	96,996.73	20,910.66	-	-	117,907.39	92,092.61	133,913.93
WEIGHING SCALE	18.1	4,786.88	5,300.00	16-Jul-20	258	14,417.82	14,417.82	-	-	-	14,417.82	-	-
WESTERN DIGITAL BLUE WD10JPVX 1TB INTERNAL HARD DRIVE B00C9TEBJQ	63.16	3,951.54	-	-	-	10,086.88	4,986.63	-	478.34	-	5,464.96	4,621.92	-
WOODEN BOTTOM - BIG	25.89	-	150,000.00	30-Sep-20	182	3,951.54	3,951.54	-	-	-	3,951.54	-	-
WOODEN BOTTOM - SMALL	25.89	-	135,229.50	30-Sep-20	182	150,000.00	-	-	19,364.30	-	19,364.30	130,635.70	-
Wooden Table	25.89	-	28,500.00	15-Aug-20	228	135,229.50	-	-	17,457.50	-	17,457.50	117,772.00	-
XG750A (STREET ROAD) HARLEY DAVIDSON (BLUE COLOR)	25.89	561,507.28	-	-	-	28,500.00	929.91	-	3,679.22	-	4,609.13	23,890.87	-
XPG 8gb DDR4 3000MHz Ram	63.16	-	34,576.27	7-Oct-20	175	561,507.28	293,223.40	39,893.57	-	-	333,116.97	228,390.31	308,177.45
XPG 8gb DDR4 3000MHz Ram	63.16	-	11,016.95	4-Mar-21	27	34,576.27	-	-	10,470.45	-	10,470.45	24,105.82	-
XUV300 W8 KW1381 A3PRLWHITE CHASIS NO. MA1NM2NN4M2A54198 (RG)	31.23	-	1,335,500.00	25-Mar-21	6	11,016.95	-	-	514.72	-	514.72	10,502.23	-
Zotac 2060 GPU	63.16	-	120,762.71	4-Mar-21	27	-	-	-	6,856.05	-	6,856.05	1,328,643.95	-
Total			40,554,085.07			50,792,779.40	29,515,768.49	1,747,490.03	820,841.16		32,084,104.41	18,708,675.00	12,880,507.70

For, M. R. ORGANISATION LIMITED

Mayur KAMDAR

MANAGING DIRECTOR
MAYUR KAMDAR
DIN No.: 00369341

For, M. R. ORGANISATION LIMITED

Pranali KAMDAR

Authorised Signatory/Director
PRANALI KAMDAR
DIN No.: 00971115



Silke Jain

Particulars	Date of Purchase	Amount of Purchase in Euro	Historical Rate	In INR	Rate (in %)	Depreciation in Euro	Depreciation In INR	Net Block As per Report in Euro	Net Block As per Report in INR
CCTV camera	29-12-16	346	73	25,203	18	31.31	2,281	70	5,088
Microwave	29-12-16	20	73	1,460	18	1.81	132	4	295
Table Top Fridge	29-12-16	49	73	3,535	18	4.39	320	10	714
Chair	29-12-16	114	73	8,278	26	-	-	0	0
Rack	29-12-16	13	73	930	26	3.31	241	0	0
Rack	30-06-17	549	72	39,575	26	71.01	5,123	14	1,024
Table	29-12-16	121	73	8,809	26	-	-	0	0
Cooler	29-12-16	80	73	5,811	18	7.22	526	16	1,173
Heater	29-12-16	280	73	20,414	18	25.36	1,847	57	4,121
Furniture & Fixture	23-12-16	555	76	42,430	26	-	-	0	0
Sofa set	23-12-16	195	76	14,915	26	0.01	-	0	0
Washing Machine	26-02-17	190	79	15,050	18	17.20	1,411	38	3,038
TV-LG	22-03-17	214	80	17,032	18	19.37	1,549	43	3,438
Preliminary Exp	29-12-16	3,000	73	218,520	20	300.00	21,852	300	21,852
Laptop	12-03-19	329	81	26,632	63	13.30	1,078	0	0
Warehouse Trolley	18-11-19	129	80	10,280	26	16.70	1,331	83	6,641
Hovag Mattress	27-01-20	206	79	16,220	26	26.61	2,095	143	11,273
Total		6,388		475,095			39,888	779	58,659

Pranali Kamdar

For, M. R. ORGANISATION LIMITED

Mayur Kamdar

MANAGING DIRECTOR
MAYUR KAMDAR
DIN No.: 00369341

Silkefars



For, M. R. ORGANISATION LIMITED

Pranali Kamdar

Authorised Signatory/Director
PRANALI KAMDAR
DIN No.: 00971115

M.R.ORGANISATION LIMITED
Notes forming part of the financial statements
EUROPE DEPRICIATION for the period 01/10/2020 to 31/03/2021

DESCRIPTION	RATE OF DEPRICIATION	GROSS BLOCK					Depreciation Block				Net Block	
		As at 31st March,2020	Additions during the year	Addition Date	Used Days	As At 31st March, 2021	As at 30th September 2020	For the period	Addition	Deletion	Up to 31st March, 2021	As At 31st March 2021
CCTV CAMERA	18.10%	346			1,553	346	245	31	-		276	70
Microwave	18.10%	20			1,553	20	14	2	-		16	4
Coolzone 48 Litre Table Top Fridge	18.10%	49			1,553	49	34	4	-		39	10
Chair	25.89%	114			1,553	114	114	-	-		114	0
Rack	25.89%	561			1,370	561	472	75	-		547	14
Table	25.89%	121			1,553	121	121	-	-		121	0
Cooler	18.10%	80			1,553	80	56	7	-		64	16
Heater	18.10%	280			1,553	280	198	25	-		224	57
Furniture & Fixture	25.89%	555			1,559	555	555	-	-		555	0
Sofa Set	25.89%	195			1,559	195	195	-	-		195	0
Washing Machine	18.10%	190			1,494	190	134	17	-		152	38
Television-LG 32LH510B	18.10%	214			1,470	214	151	19	-		171	43
Preliminary Exp. Of Company formation	20.00%	3,000			1,553	3,000	2,400	300	-		2,700	300
Laptop	63.16%	329			750	329	315	13	-		328	0
Warehouse Trolley	25.89%	129			499	129	29	17	-		46	83
Hovag Mattress	25.89%	206			429	206	36	27	-		63	143
Total		6,388	-			6,388	5,071	538	-	-	5,609	779

For, M. R. ORGANISATION LIMITED

Mayur KAMDAR

MANAGING DIRECTOR

MAYUR KAMDAR
DIN No.: 00369341

For, M. R. ORGANISATION LIMITED

Pranali KAMDAR

Authorised Signatory/Director

PRANALI KAMDAR
DIN No.: 00971115



Silky Jan

Prizanka

M.R.ORGANISATION LIMITED
Notes forming part of the financial statements
Note 8 Non-current investments

Particulars	As at 31 March 2021				As at 31 March 2020
	Standalone	US	Europe	Total (Excluding Inter Company Transactions)	Total
M.R.Organisation(UK) Limited				0.00	0.00
M.R.Organisation Europe BVBA	1,350,254.00			0.00	0.00
M.R.Organisation(USA) Limited	1,189,077.00			0.00	0.00
Total	2,539,331.00	0.00	0.00	0.00	0.00

Note 9 Inventories

Particulars	As at 31 March 2021				As at 31 March 2020
	Standalone	US	Europe	Total (Excluding Inter Company Transactions)	Total
Closing Stock	108926049	15072757	20437210	144436016	103638038
Total	108926049	15072757	20437210	144436016	103638038

Note 10 Trade Receivable

Particulars	As at 31 March 2021				As at 31 March 2020
	Standalone	US	Europe	Total (Excluding Inter Company Transactions)	Total
Trade receivables outstanding for a period less than six months from the date they were due for payment (Other than Inter Company)	46,684,604	14,787,115	18,605,323	80,077,042	50,700,829
<u>Intra Company Debtors:</u>					
M.R.Organisation limited		7,940,641	9,593,207	-	-
M.R.Organisation USA LLC	4,998,681		72,708	-	-
M.R.Organisation UK Limited				-	-
M.R. Organisation Europe B.V.B.A	6,269,010			-	-
Trade Receivables				-	-
Total	57,952,295	22,727,756	28,271,238	80,077,042	50,700,829

Note : 11 Cash & Cash Equivalents


Particulars	As at 31 March 2021				As at 31 March 2020
	Standalone	US	Europe	Total (Excluding Inter Company Transactions)	Total
Cash on hand	59,141	-	6,239	65,380	40,315
Balances with banks	-			-	-
AXIS BANK LTD.- 003010200044022	-			-	1,401
Citi Bank - 0017553666	27,098			27,098	67,645
The Ratnakar Bank Ltd.	65,131			65,131	171,498
SBI Sweep A/c	15,597,847			15,597,847	6,059,144
SBI Share Application A/c	11,324			11,324	11,973
KBC Brussels			1,066,733	1,066,733	395,667
KBC Brussels (USD)			661,836	661,836	2,573
KBC Brussels (GBP)			726,876	726,876	3,264
Bank of America		6,979,471		6,979,471	962,061
SBI Current A/c No.31750629206	5,897,997			5,897,997	1,087,543
Syndicate Bank -CA-700610100003430	13,216			13,216	13,508
Total	21,671,753	6,979,471	2,461,683	31,112,908	8,816,591

The Accompanying notes are integral Part of financial Statements
As per our Report on even date.

For, N.M.Pathak & Co
Chartered Accountant

Nitin M. Pathak
Nitin M Pathak
Proprietor

Membership No.037802
FRN : 107786W



For, M.R. ORGANISATION LIMITED

For and on behalf of the Board of Directors

Mayur Kamdar
MAYUR KAMDAR

Director

MANAGING DIRECTOR

Date: 24/06/2021

For, M.R. ORGANISATION LIMITED

Pranali Kamdar
Pranali Kamdar
Authorised Signatory/Director

Director

PRANALI KAMDAR
DIN No.: 00971115

Place :- Ahmedabad

Silphas

MAYUR KAMDAR
DIN No.: 00369341

Pranali Kamdar

M.R.ORGANISATION LIMITED
Notes forming part of the financial statements
Note 12 Short-term loans and advances

Particulars	As at 31 March, 2021				As at 31 March, 2020
	Standalone	US	Europe	Total (Excluding Inter Company Transactions)	Total
Mayur Kamdar Advance for Exp	-	-	-	-	-
Mehul Popat - Advance	-	-	-	-	-
Abin Alex - Advance	-	-	-	-	-
Rashmi Gupta-Advance	-	-	-	-	-
Tejan Chokshi	-	-	-	-	-8,441
Abhishek Organizers Private Limited	-	-	-	-	-
TOTAL	-	-	-	-	1,101,085
					1,092,644

Note 13 Other current assets

Particulars	As at 31 March, 2021				As at 31 March, 2020
	Standalone	US	Europe	Total (Excluding Inter Company Transactions)	Total
Prepaid Account	2,402,040	-	-	2,402,040	2,053,605
Custom Duty Receivable	31,763	-	-	31,763	91,993
Deposit Broadband & Other	27,791	-	-	27,791	27,790
Income Tax Refund Receivable	170,870	-	-	170,870	11,450
Income Tax Self Assesment	-	-	-	-	-
Fixed Deposit with SBI Bank	-	-	-	-	-
GST Receivable 2017-18	-	-	-	-	-
ADVANCE TAX	14,500,000	231,320	-	14,731,320	11,000,000
Interest Receivable on FD	1,069,759	-	-	1,069,759	54,987
VAT Receivable	304,829	-	-	304,829	571,416
Deposits against VAT Appeal	-	-	-	-	-
Sundry Deposits	-	315,835	514,627	830,462	788,758
Deposit for Rent (Ludhiana)	27,000	-	-	27,000	-
Deposit for Rent (DR RABIN BHUBNESWAR)	27,000	-	-	27,000	-
Deposit For Bhimashanker S S K Ltd-Tender-2518	5,000	-	-	5,000	-
DEPOSIT FOR RENT (Mayur Tex Ind.)	210,000	-	-	210,000	210,000
DEPOSIT FOR RENT (Dheeraj Mishra Indore)	20,000	-	-	20,000	20,000
DEPOSIT FOR RENT (Ratnesh Sharma Surat)	38,250	-	-	38,250	38,250
DEPOSIT FOR RENT (Sumel 11)	974,571	-	-	974,571	356,445
DEPOSIT FOR RENT (Ashokkumar Vyas)	2,500	-	-	2,500	2,500
DEPOSIT FOR RENT (Jamshedpur)	40,000	-	-	40,000	40,000
DEPOSIT FOR RENT (Vishal Gandhidham)	23,400	-	-	23,400	23,400
DEPOSIT FOR RENT (M.k)	12,000	-	-	12,000	12,000
Deposit for GSECL (Refundable)	-	-	-	-	1,610
Deposit as Security to INDIAN RAILWAYS	-	-	-	-	43,990
RIM 9327004524 Deposit	2,000	-	-	2,000	2,000
Torrent Power Deposit	143,045	-	-	143,045	143,045
GST Credit	3,992,846	-	-	3,992,846	2,617,054
TCS Receivable	9,312	-	-	9,312	-
TDS Receivable	176,724	-	-	176,724	106,780
Total	24,210,700	547,155	514,627	25,272,482	18,217,074


Note 14 Current Investments

Particulars	As at 31 March, 2021				As at 31 March, 2020
	Standalone	US	Europe	Total (Excluding Inter Company)	Total
Investment in Mutual Fund					
-SBI Liquid Fund	-	-	-	-	9,770,721
-Franklin India Low Duration	1,875,641	-	-	1,875,641	5,000,000
-ICICI Prudential Mutual Fund	-	-	-	-	5,000,000
Investment in Equities					
-	-	-	-	-	171,336
Investment in FDR	25,268,430	-	-	25,268,430	-
Total	27,144,071			27,144,071	19,942,057

The Accompanying notes are integral Part of financial Statements

As per our Report on even date.

For, N.M.Pathak & Co
Chartered Accountant
Nitin M Pathak
Proprietor
Membership No.037802
FRN : 107786W



For, M. R. ORGANISATION LIMITED
[Signature]
Director
MANAGING DIRECTOR
Date: 24/06/2021

For, M. R. ORGANISATION LIMITED
[Signature]
Director
Authorised Signatory Director
Place :- Ahmedabad

Silkhani

MAYUR KAMDAR
DIN No.: 00369341

PRANALI KAMDAR
DIN No.: 00971115

Pranali Kamdar

M.R.ORGANISATION LIMITED
Notes Forming part of the Financial Statements
Note 15 Revenue from operations

Particulars	From 01/10/2020 to 31/03/2021				For the Period 01/10/2019 to 31/03/2020
	Standalone	US	Europe	Total	Total
Domestic Sales	75,135,578	27,100,358	7,061,692	109,297,628	71,162,140
Net Export Sales	71,891,967	16,816,146	42,027,699	130,735,811	114,607,763
Less : Turnover & Trade Discount					
TOTAL	147,027,545	43,916,504	49,089,391	240,033,439	185,769,903

Note 16 Other Income

Particulars	From 01/10/2020 to 31/03/2021				For the Period 01/10/2019 to 31/03/2020
	Standalone	US	Europe	Total	Total
Forex Gain/Loss	170,786	598		171,384	331,284
Accrued Interest Income	1,014,772			1,014,772	
Interest Received	-			-	
Interest Received on FD	137,644			137,644	24,502
Interest Received on Sweep A/C	548,516			548,516	114,980
Misc income incl Discount Received					
Other Operating Income		3,033,932	857,126	3,891,058	1,030,154
Out Bound Dispatch Cost	3,501,206	866,658	2,555,602	6,923,466	5,281,496
Reversal of Gratuity Provision	-			-	
Export Incentive & DGFT Licence Sale Income	91,480			91,480	541,019
Write off Creditors	295,766			295,766	20,230
Amount received from insurance co.	140,282			140,282	1,831
Amount Received from F.F.					
Duty Draw back Received	1,431,968			1,431,968	1,933,651
Refund of EEPD					
Emergency Relief Payment					
Interest on VAT Refund	-			-	
Commission Received			3,468,344	3,468,344	4,861,263
Other Operating & Misc. Income					
Interest Income					-617,470
Short Term Gain on Shares & Funds	252,781			252,781	501
Dividend	9,100			9,100	
Sudsidy Received From Hannover Messe Exhibition	385,178			385,178	
TOTAL	7,979,479	3,901,188	6,881,072	18,761,739	13,523,441

For, M.R. ORGANISATION LIMITED
Pranali Kamdar
 Authorised Signatory/Director
PRANALI KAMDAR
 DIN No.: 00971115

For, M.R. ORGANISATION LIMITED
Manoj K. Khandekar
 MANAGING DIRECTOR
MAYUR KAMDAR
 DIN No.: 00369341

For, N.M. PATHAK & CO.
07802
 Ahmedabad
 CHARTERED ACCOUNTANTS

Note 17 Direct Expense

Particulars	From 01/10/2020 to 31/03/2021				For the Period 01/10/2019 to 31/03/2020
	Standalone	US	Europe	Total	Total
Gas & Electricity Expense	682,526	93,935	-148,824	627,637	743,765
Manufacturing Expense	484,332			484,332	457,808
Tools And Bags				-	-6,987
labour Charges	2,414,652			2,414,652	1,818,796
Custom Duty-Landed Cost				-	-
Freight & Carriage	6,718,779	2,315,678	3,626,385	12,660,843	9,336,080
Inbound landed cost	1,564,452	18,472	1,043,006	2,625,930	1,004,803
Packing Cost		6,649		6,649	-
TOTAL	11,864,742	2,434,734	4,520,568	18,820,043	13,354,265

Note 17.A Purchase of traded goods

Particulars	From 01/10/2020 to 31/03/2021				For the Period 01/10/2019 to 31/03/2020
	Standalone	US	Europe	Total	Total
PURCHASES INCLUDING RELATED PARTY				-	73,249,762
RAW MATERIAL PURCHASE EXPENSE	4,551,279	32,607,820	44,967,905	82,127,004	2,029,026
FINISH GOODS PURCHASE EXPENSE	52,989,096			52,989,096	27,236,865
CONSUMABLE PURCHASE EXPENSE	342,353			342,353	250,175
PACKING MATERIAL PURCHASE EXPENSE	454,478			454,478	153,822
DIES & TOOLS PURCHASE EXPENSE	732,363			732,363	582,906
SAMPLE ITEM PURCHASE EXPENSE	1,609,440			1,609,440	1,399,459
STATIONERY ITEM PURCHASE EXPENSE	260,353			260,353	138,164
Other Purchase	-			-	19,500
TOTAL	60,939,361	32,607,820	44,967,905	138,515,087	105,059,679

Note 18 Employee benefits expense


Particulars	From 01/10/2020 to 31/03/2021				For the Period 01/10/2019 to 31/03/2020
	Standalone	US	Europe	Total	Total
Statutory Contribution	638,327			638,327	946,640
Bonus Exp.	2,460,139			2,460,139	2,174,864
Performance Bonus	281,265			281,265	
HRA	2,164,868			2,164,868	1,922,109
Leave Encash Salary Exps	-			-	-
Medical Allownce	1,818,666			1,818,666	1,657,837
OTHER DEDUCTION - SALARY	-138,699			-138,699	-101,292
Overtime Exp.	529,134			529,134	703,429
Salary & Wages Expense	7,493,566	200,685	1,921,540	9,615,791	6,929,299
Special Allownce	2,548,935			2,548,935	2,432,080
Staff Welfare Exp.	2,031,727			2,031,727	974,245
Insurance Exp-Employee	-	-144,288		-144,288	-87,734
Transport Allowance	1,967,386			1,967,386	1,818,730
Remuneration	-			-	-
Remuneration to Directors	1,430,134			1,430,134	3,900,000
Sitting Fees	50,000			50,000	50,000
LTA	1,987,121			1,987,121	1,845,744
Medical Expense	10,274			10,274	3,872
Gratuity	8,860			8,860	-
TOTAL	25,281,703	56,397	1,921,540	27,259,640	25,169,823

The Accompanying notes are integral Part of financial Statements
As per our Report on even date.

For, N.M.Pathak & Co
Chartered Accountant

Nitin M Pathak
Proprietor

Membership No.037802
FRN : 107786W



For, M. R. ORGANISATION LIMITED

Mayur Kamdar

MANAGING DIRECTOR

MAYUR KAMDAR
DIN No.: 00369341

Director

Date: 24/06/2021

For, M. R. ORGANISATION LIMITED

Pranali Kamdar

Director

Authorised Signatory/Director
PRANALI KAMDAR
DIN No.: 00971115

Place :- Ahmedabad

Pranali Kamdar

Silky Jain

M.R. ORGANISATION LIMITED
Notes forming part of the financial statements

Note 19 Finance costs

Particulars	From 01/10/2020 to 31/03/2021				For the Period 01/10/2019 to 31/03/2020
	Standalone	US	Europe	Total	Total
Bank Charges	145664.00	144841.34	230770.26	521275.60	740240.31
Miscellaneous Expenses				0.00	0.00
Realised Foreign Exchange Loss	1130966.00		221451.22	1352417.22	599764.32
Unrealised Foreign Exchange Loss	-152370.00			-152370.00	596728.81
Interest on Taxes & Legal Compliances				0.00	0.00
Interest Expense (OD & Director)	2149.00			2149.00	14666.00
Other INTEREST	-58881.00			-58881.00	
TOTAL	1067528.00	144841.34	452221.48	1664590.82	1951399.44

Note 20 Other expenses

Particulars	From 01/10/2020 to 31/03/2021				For the Period 01/10/2019 to 31/03/2020
	Standalone	US	Europe	Total	Total
Insurance Expense	1,799,091	80,821	31582.00	1911493.73	1487363.67
Additional Discount	211,425			211425.00	192535.00
Annual Company Meeting Tour	194			194.00	0.00
Audit Fees & Income Tax Fees				0.00	-36207.60
Bad Debts	16,778	194,923	377741.67	589442.62	402484.32
GUEST HOUSE EXP.				0.00	0.00
Business Conclave Expenses	810,974			810974.00	
Business promotion Expenses	10,289			10289.00	26467.00
Business Summit Expense				10289.00	
Commission Exp	9,191,175			9226910.94	9943.86
Consultation Charges			35735.94	35735.94	
Contract Charges			416637.86	416637.86	
Contribution to Gujarat Welfare Fund		1098254.87		1098254.87	3828265.00
DGFT License realised loss	2,232			2232.00	
Exhibition Expenses				0.00	49581.00
Government Charges for DGFT	1,200			1200.00	13955.43
GST Credit (ITC) not taken	798,318			798318.00	975865.00
Hotel Expense				798318.00	
Housekeeping Expense	72,866			72866.00	19315.51
Interest on Income Tax	65,762			65762.00	107051.38
Internet Expense	79,498			79498.00	14.00
Leasing of Computer Equipments	508,475			508475.00	-1605.75
Legal & Professional Fees & Audit Fees & Consulting Fees	903,871	95,622		999492.50	1260104.22
Limosa Expense				0.00	6669.95
MAINTENANCE EXPENSE	515,482			515482.00	259366.00
Membership Fee	24,943			24943.00	24692.00
Milk Exp	24,026			24026.00	-114913.23
Office Expense	225,801	14,929	137589.02	378318.87	207634.42
Other Financial Service Charges				0.00	56214.00
Pooja Exp	27,754			27754.00	22597.00
Post & Couriers Exp.	45,957			45957.00	64777.00
R O C Registration Charges	1,800			1800.00	2400.00
Recruitment Expense	178,939			178939.00	183880.00
Reimbursement charges for Export Document				0.00	10791.00
Rent, Rates & Taxes	2,684,966	959,398	1230693.00	4875057.00	3469642.05
Repair & Maintenance Exp	508,550			508550.00	231288.00
Rounding Off	139	-130	-159.64	-150.41	-884.50
RTO Agent Charges	6,000			6000.00	0.00
SAP Support Services		662,403		662403.00	
Security Charges / Manpower Expense	414,000			414000.00	424801.00
Selling & Distribution & Commission Exp.	34,769	10,223		44992.00	5399953.00
Software Renewal Charges				0.00	0.00
Stationary & Printing Exp.	145,354		6272.00	151626.00	414040.54
STT & Stamp duty & Brokerage	4,854			4854.00	
Taxes (IT & Other)		6,992	-1464193.20	-1457201.45	-3803009.79
Taxi Exp & Railway MBTA Exp				0.00	6206.98
Telephone & Mobile Exp	85,837	193,312	44382.58	323531.43	378105.61
Tea and Coffee Exp				0.00	0.00
Tender Registration Exp	4,601			4601.00	2751.00
Food Exp				0.00	0.00
Transportaion Exp	803,920			803920.00	388178.48
Trash Removal Charges		16,285		16284.68	31221.83
Travelling Exp-Domestic	2,535,942			2535942.00	1824042.09
Travelling Exp-Foreign	14,550			14550.00	2068291.00
USA Company Credit score service		-1,196		-1195.85	105694.49
USCIS Filing and Annual reprot fees		38,045		38044.75	91310.45
Water Exp	40,370	3,066	21033.25	64469.25	218952.47
Website Design & mobile app Development Exp	35,000			35000.00	
Website Hosting Exp				0.00	4000.00
Work permit and VISA Exp		-2,394		-2393.70	79198.99
TOTAL	22,835,702	3,370,553	837,314	27,043,569	20,393,024

The Accompanying notes are integral Part of financial Statements
As per our Report on even date.

For, N.M.Pathak & Co
Chartered Accountant
Nitin M Pathak
Proprietor

Membership No.037802
FRN : 107786W



For, M. R. ORGANISATION LIMITED
M. R. Organisation Limited

Director
MANAGING DIRECTOR
MAYOR KAMDAR
DIN No. : 00369341
Date: 24/06/2021

Director

Place :- Ahmedabad

For, M. R. ORGANISATION LIMITED

Pranali Kamdar
Authorised Signatory/Director
PRANALI KAMDAR
DIN No. : 00971115

Pranali Kamdar
Siddhant

M.R.ORGANISATION LIMITED
Notes forming part of the financial statements

Note:-21 Exceptional Items(Prior Period)

Particulars	As at 31 March, 2021	As at 31 March, 2020
Unrealised Foreign Exchange Gain/Loss		-172,526.24
Excess gratuity provision reversal		2,569,460.00
Net deferred tax (liability) / asset	-	2,396,934

The Accompanying notes are integral Part of financial Statements

As per our Report on even date.

For, N.M.Pathak & Co.
Chartered Accountant

Nitin M Pathak

Nitin M Pathak
Proprietor
Membership No.037802
FRN : 107786W



For and on behalf of the Board Of Directors

For, M. R. ORGANISATION LIMITED
M. R. Organisation Limited

Director **MANAGING DIRECTOR** **Director**
AYUR KAMDAR
DIN No.: 00369341

Date: 24/06/2021

For, M. R. ORGANISATION LIMITED

Pranali Kamdar

Authorised Signatory/Director
PRANALI KAMDAR
DIN No.: 00971115

Place:- Ahmedabad

Pranali Kamdar

Silky Jain

M.R. ORGANISATION EUROPE B.V.B.A

Statement showing bifurcation of Own Stake and minority stake in Profit and Loss Statement:

Particulars		Note No.	Own Stake	Minority Interest	Total
			99.46%	0.54%	100.00%
CONTINUING OPERATIONS					
1	Revenue from operations (gross)	15	48,824,308	265,083	49,089,391
	Less: Excise duty				-
	Revenue from operations (net)		48,824,308	265,083	49,089,391
2	Other income	16	6,843,914	37,158	6,881,072
3	Total revenue (1+2)		55,668,222	302,240	55,970,463
4	Expenses				
	(a) Direct Expense	17	4,496,157	24,411	4,520,568
	(b) Purchases of stock-in-trade	17.A	44,725,078	242,827	44,967,905
	(c) Changes in inventories of finished goods, work-in-progress and stock-in-		-7,948,142	-43,153	-7,991,295
	(d) Employee benefits expense	18	1,911,164	10,376	1,921,540
	(e) Finance costs	19	449,779	2,442	452,221
	(f) Depreciation & Amortisation Exp	7	39,673	215	39,888
	(g) Other expenses	20	832,793	4,521	837,314
	Total expenses (4)		44,506,502	241,640	44,748,142
5	Profit / (Loss) before exceptional and extraordinary items and tax (3 - 4)		11,161,720	60,601	11,222,321
6	Add/Less: Exceptional Items		-	-	-
7	Profit / (Loss) before extraordinary items and tax (5 + 6)		11,161,720	60,601	11,222,321
8	Extraordinary items		-	-	-
9	Profit / (Loss) before tax (7 + 8)		11,161,720	60,601	11,222,321
10	Tax expense:				
	(a) Provision for income tax		4,989,311	27,089	5,016,400
	(b) (Less): MAT credit		4,989,311	27,089	5,016,400
	(c) Current tax expense				
	(d) Net current tax expense				
	(e) Deferred tax Asset	30			
11	Profit / (Loss) from total operations		6,172,409	33,512	6,205,921
12	Profit / (Loss) for the year (11)		6,172,409	33,512	6,205,921



Pratibha Jethi

Silpam

For, M. R. ORGANISATION LIMITED

Mayur Kamdar

**MANAGING DIRECTOR
MAYUR KAMDAR
DIN No.: 00369341**

For, M. R. ORGANISATION LIMITED

Pranali Kamdar

Authorised Signatory/Director

**PRANALI KAMDAR
DIN No.: 00971115**

M.R.ORGANISATION LIMITED

Notes forming part of the financial statements

GN 6.13 Note 30 Disclosures under Accounting Standards (contd.)

Ref. No.	Particulars	As at 31 March, 2021	As at 31 March, 2020
AS 22 GN 7.6 AS 22.31	Deferred tax asset		
	<u>opening balance</u>	2,217,782	1,822,939
	DTA PROVISION FOR THE YEAR	122,482	394,843
	Net deferred tax (liability) / asset	2,340,264	2,217,782



For, M. R. ORGANISATION LIMITED

Mayur Kamdar

MANAGING DIRECTOR

MAYUR KAMDAR
DIN No.: 00369341

For, M. R. ORGANISATION LIMITED

Pranali Kamdar

Authorised Signatory/Director

PRANALI KAMDAR
DIN No.: 00971115

Silkyans

Priyanka Jeyte

M.R.ORGANISATION LIMITED
Notes forming part of the financial statements
Note 20 Related Party Transaction

Details of related parties:

Description of relationship	Names of related parties
Holding Company	
Fellow Subsidiary Company	M.R. ORGANISATION (USA) LLC, M.R.ORGANISATION EUROPE BVBA
Key Management Personnel (KMP)	MAYUR KAMDAR, PRANALI KAMDAR, SILKY JAIN, PRIYANKA GUPTA
Non Executive Director	Jigar Shah, Priyank Shah, Tejas Shah, Rasesh Shah
Sister Concerns (Partnership Firms or companies in which Directors/relatives of directors are partner or directors)	Mayur Textile Industries, M.R.Export Inc., Prime Compressor Service Pvt Limited, Abhishek Organizers Private Limited
Relatives of KMP	MIRAGE SHAH, RUCHIKA SHAH

Note: Related parties have been identified by the Management.


Details of related party transactions during the year ended 31st March, 2021 and balances outstanding as at 31st March, 2021:

	Holding Company	Fellow Subsidiaries	KMP/ NON EXECUTIVE DIRECTOR	Sister Concern	Relatives of KMP	Total
SALES :						
M.R.ORGANISATION USA LIMITED		28,201,716				28,201,716
M.R.ORGANISATION EUROPE BVBA		34,745,043				34,745,043
M.R.Export Incorporation		-				-
Prime Compressor Service Pvt Limited		-		3,045,809		3,045,809
Mayur Textile Industries		-		-		-
PURCHASE:						
M.R.ORGANISATION USA LIMITED		-				-
M.R.ORGANISATION EUROPE BVBA		-				-
Prime Compressor Service Pvt Limited		-		17,352,501		17,352,501
M.R.Export Incorporation		-		1,009,760		1,009,760
Mayur Textile Industries		-		-		-
COMMISSION :						
M.R.ORGANISATION EUROPE BVBA	3,474,470					3,474,470
M.R.ORGANISATION USA LLC	2,820,139					2,820,139
Abhishek Organizers Private Limited		-				-

Pranali Kamdar

For, M. R. ORGANISATION LIMITED

For, M. R. ORGANISATION LIMITED



Silky Jain

Pranali Kamdar

Authorised Signatory/Director
PRANALI KAMDAR
DIN No.: 00971115

MANAGING DIRECTOR
MAYUR KAMDAR
DIN No.: 00369341

Mirage Rasesh Shah						
Ruchika Rasesh Shah						
Prime Compressor Service Pvt Limited						
M.R.Export Incorporation				1,058,748		1,058,748
				741,895		741,895
REMUNERATION & SALARY:						
Mayur Kamdar						
Pranali Kamdar				979,039		979,039
Rasesh Shah				451,095		451,095
Silky Jain				75,000		75,000
Priyanka Gupta				198,335		198,335
				329,838		329,838
DIRECTOR'S FEES:						
Tejas Girish Shah						
Priyank Shirishbhai Shah				25,000		25,000
				25,000		25,000
ADVANCE GIVEN TO:						
Abhishek Organizers Private Limited						
INTEREST INCOME:						
Abhishek Organizers Private Limited						
LOANS GIVEN DURING THE YEAR:						
PRANALI KAMDAR						
MAYUR KAMDAR						
LOANS REPAID DURING THE YEAR:						
MAYUR KAMDAR						
PRANALI KAMDAR						
M.R.ORGANISATION EUROPE BVBA						
LOAN AT THE END OF THE YEAR:						
MAYUR KAMDAR						
PRANALI KAMDAR						
INTEREST:						
MAYUR KAMDAR						
PRANALI KAMDAR				1,278		1,278
				710		710
RENT:						
MAYUR TEXTILE INDUSTRIES						
MAYUR KAMDAR				120,000		120,000
				24,000		24,000

For, M. R. ORGANISATION LIMITED
Pranali Kamdar
 Authorised Signatory/Director
PRANALI KAMDAR
 DIN No.: 00971115

For, M. R. ORGANISATION LIMITED
Mayur Kamdar
 MANAGING DIRECTOR
MAYUR KAMDAR
 DIN No.: 00369341

