

Financial Statements

OF

M.R.ORGANISATION LIMITED

(Standalone)

CIN: L29305GJ2013PLC074365

For the period

01-10-2020 to 31-03-2021



N.M.PATHAK & Co.

CHARTERED ACCOUNTANT

B-1111, Mondeal Heights, Near Wide Angle, Iscon Circle, Satellite, Ahmedabad-380015, Gujarat

Date: 24/06/2021

INDEPENDENT AUDITOR'S REPORT

TO,
THE BOARD OF DIRECTORS
M. R. ORGANISATION LIMITED

Report on the audit of the Standalone Financial Results Opinion


We have audited the accompanying standalone half yearly financial results of **M.R.Organisation Limited** for the half year ended 31 March 2021, period from 01.10.2020 to 31.03.2021, attached herewith, being submitted by the company pursuant to the requirement of Regulation 33 of the SEBI (Listing Obligations and Disclosure Requirements) Regulations, 2015, as amended ("Listing Regulations").

In our opinion and to the best of our information and according to the explanations given to us these standalone financial results:

- i. are presented in accordance with the requirements of Regulation 33 of the Listing Regulations in this regard; and
- ii. give a true and fair view in conformity with their cognition and measurement principles laid down in the applicable accounting standards and other accounting principles generally accepted in India of the net profit and other comprehensive income and other financial information for the half ended 31 March 2021, period from 01.10.2020 to 31.03.2021

Basis for Opinion

We conducted our audit in accordance with the Standards on Auditing (SAs) specified under section 143(10) of the Companies Act, 2013 (the Act). Our responsibilities under those Standards are further described in the Auditor's Responsibilities for the Audit of the Standalone Financial Results section of our report. We are independent of the Company in accordance with the Code of Ethics issued by the Institute of Chartered Accountants of India together with the ethical requirements that are relevant to our audit of the financial results under the provisions of the Companies Act, 2013 and the Rules thereunder, and we have fulfilled our other ethical responsibilities in accordance with these requirements and the Code of Ethics. We believe that the audit evidence we have obtained is sufficient and appropriate to provide a basis for our opinion.



Management's Responsibilities for the Standalone Financial Results

These half year financial results have been prepared on the basis of the interim financial statements. The Company's Board of Directors are responsible for the preparation of these financial results that give a true and fair view of the net profit and other comprehensive income and other financial information in accordance with the recognition and measurement principles laid down in Indian Accounting Standard 34, 'Interim Financial Reporting' prescribed under Section 133 of the Act read with relevant rules issued thereunder and other accounting principles generally accepted in India and in compliance with Regulation 33 of the Listing Regulations. This responsibility also includes maintenance of adequate accounting records in accordance with the provisions of the Act for safeguarding of the assets of the Company and for preventing and detecting frauds and other irregularities; selection and application of appropriate accounting policies; making judgments and estimates that are reasonable and prudent; and design, implementation and maintenance of adequate internal financial controls that were operating effectively for ensuring the accuracy and completeness of the accounting records, relevant to the preparation and presentation of the standalone financial results that give a true and fair view and are free from material misstatement, whether due to fraud or error.

In preparing the standalone financial results, the Board of Directors are responsible for assessing the Company's ability to continue as a going concern, disclosing, as applicable, matters related to going concern and using the going concern basis of accounting unless the Board of Directors either intends to liquidate the Company or to cease operations, or has no realistic alternative but to do so.


The Board of Directors are also responsible for overseeing the Company's financial reporting process.

Auditor's Responsibilities for the Audit of the Standalone Financial Results

Our objectives are to obtain reasonable assurance about whether the standalone financial results as a whole are free from material misstatement, whether due to fraud or error, and to issue an auditor's report that includes our opinion. Reasonable assurance is a high level of assurance, but is not a guarantee that an audit conducted in accordance with SAs will always detect a material misstatement when it exists. Misstatements can arise from fraud or error and are considered material if, individually or in the aggregate, they could reasonably be expected to influence the economic decisions of users taken on the basis of these standalone financial results.

As part of an audit in accordance with SAs, we exercise professional judgment and maintain professional skepticism throughout the audit. We also:

- Identify and assess the risks of material misstatement of the standalone financial results, whether due to fraud or error, design and perform audit procedures responsive to those risks, and obtain audit evidence that is sufficient and appropriate to provide a basis for our opinion. The risk of not detecting a material misstatement resulting from



- d) In our opinion, the aforesaid standalone financial statements comply with the Accounting Standards specified under Section 133 of the Act, read with Rule 7 of the Companies (Accounts) Rules, 2014.
- e) On the basis of the written representations received from the directors as on 31st March, 2021 taken on record by the Board of Directors, none of the directors is disqualified as on 31st March, 2021 from being appointed as a director in terms of Section 164 (2) of the Act.
- f) With respect to the adequacy of the internal financial controls over financial reporting of the Company and the operating effectiveness of such controls, refer to our separate Report in "Annexure A".
- g) With respect to the other matters to be included in the Auditor's Report in accordance with Rule 11 of the Companies (Audit and Auditors) Rules, 2014, in our opinion and to the best of our information and according to the explanations given to us:
1. The Company has disclosed the impact of pending litigations (if any) on its financial position in its financial statements.
 2. The Company has made provision, as required under the applicable law or accounting standards, for material foreseeable losses, if any, on long-term contracts including derivative contracts.
 3. There has been no delay in transferring amounts, required to be transferred, to the Investor Education and Protection Fund by the Company.

For N.M. Pathak & Co.
Chartered Accountants
FRN: 0107786W

Place: Ahmedabad
Date: 24/06/2021



Nitin M. Pathak

NITIN MAHESHKUMAR PATHAK
Proprietor
Membership No: 037802
UDIN: 21037802AAAACD6959





N.M.PATHAK & Co.

CHARTERED ACCOUNTANT

B-1111, Mondeal Heights, Near Wide Angle, Iscon Circle, Satellite, Ahmedabad-380015, Gujarat

Date: 24/06/2021

**TO,
THE BOARD OF DIRECTORS
M. R. ORGANISATION LIMITED**

Subject: Annexure A to the Independent Auditors' Report (CARO, 2016)

1. (a) The Company has maintained proper records showing full particulars, including quantitative details and situation of fixed assets;
- (b) The Fixed Assets have been physically verified by the management in a phased manner, designed to cover all the items over a period of three years, which in our opinion, is reasonable having regard to the size of the company and nature of its business. Pursuant to the program, a portion of the fixed asset has been physically verified by the management during the year and no material discrepancies between the books records and the physical fixed assets have been noticed.
- (c) The title to use immovable properties are held in the name of the company.
2. (a) The management has conducted the physical verification of inventory at reasonable intervals.
- (b) No discrepancies noticed on physical verification of the inventory as compared to books records which has been properly dealt with in the books of account.
3. The Company has granted loans to companies, firms, Limited Liability partnerships or other parties covered in the Register maintained under section 189 of the Act. However the same has been recovered back during the relevant financial year.
4. In our opinion and according to the information and explanations given to us, the company has complied with the provisions of section 185 and 186 of the Companies Act, 2013 In respect of loans, investments, guarantees, and security.
5. The Company has not accepted any deposits from the public and hence the directives issued by the Reserve Bank of India and the provisions of Sections 73 to 76 or any other relevant provisions of the Act and the Companies (Acceptance of Deposit) Rules, 2015 with regard to the deposits accepted from the public are not applicable.



6. As informed to us, the maintenance of Cost Records has not been specified by the Central Government under sub-section (1) of Section 148 of the Act, in respect of the activities carried on by the company.
7. (a) According to information and explanations given to us and on the basis of our examination of the books of account, and records, the Company has been generally regular in depositing undisputed statutory dues including Provident Fund, Employees State Insurance, Income-Tax, Sales tax, Service Tax, Duty of Customs, Duty of Excise, Value added Tax, Cess and any other statutory dues with the appropriate authorities. According to the information and explanations given to us, no undisputed amounts payable in respect of the above were in arrears as at March 31, 2021 for a period of more than six months from the date on when they become payable.
(b) According to the information and explanation given to us, No dues of income tax, sales tax, service tax, duty of customs, duty of excise, value added tax outstanding on account of any dispute.
8. In our opinion and according to the information and explanations given to us, the Company has not defaulted in the repayment of dues to banks.
9. Based upon the audit procedures performed and the information and explanations given by the management, the company has not raised money by way of initial public offer or further public offer including debt instruments and term Loans. Accordingly, the provisions of clause 3 (ix) of the Order are not applicable to the Company and hence not commented upon.
10. Based upon the audit procedures performed and the information and explanations given by the management, we report that no fraud by the Company or on the company by its officers or employees has been noticed or reported during the year.
11. Based upon the audit procedures performed and the information and explanations given by the management, the managerial remuneration has been paid or provided in accordance with the mandated by the provisions of section 197 read with Schedule V to the Companies Act & as per approval obtained from Central Government.
12. In our opinion, the Company is not a Nidhi Company. Therefore, the provisions of clause 4 (xii) of the Order are not applicable to the Company.
13. In our opinion, all transactions with the related parties are in compliance with section 177 and 188 of Companies Act, 2013 and the details have been disclosed in the Financial Statements as required by the applicable accounting standards.



14. Based upon the audit procedures performed and the information and explanations given by the management, the company has not made any preferential allotment or private placement of shares or fully or partly convertible debentures during the year under review. Accordingly, the provisions of clause 3 (xiv) of the Order are not applicable to the Company and hence not commented upon.
15. Based upon the audit procedures performed and the information and explanations given by the management, the company has not entered into any non-cash transactions with directors or persons connected with him. Accordingly, the provisions of clause 3 (xv) of the Order are not applicable to the Company and hence not commented upon.
16. In our opinion, the company is not required to be registered under section 45 IA of the Reserve Bank of India Act, 1934 and accordingly, the provisions of clause 3 (xvi) of the Order are not applicable to the Company and hence not commented upon.

Place: Ahmedabad
Date: 24/06/2021



For N.M. Pathak & Co.
Chartered Accountants
FRN: 0107786W

Nitin M. Pathak

NITIN MAHESHKUMAR PATHAK
Proprietor
Membership No: 037802

UDIN: 21037802 AAAACD6959

“Annexure B” to the Independent Auditor’s Report of even date on the Standalone Financial Statements of M.R.Organisation Limited

Report on the Internal Financial Controls under Clause (i) of Sub-section 3 of Section 143 of the Companies Act, 2013 (“the Act”)

We have audited the internal financial controls over financial reporting of M.R.Organisation Limited (“the Company”) as of March 31, 2021 in conjunction with our audit of the standalone financial statements of the Company for the year ended on that date.

Management’s Responsibility for Internal Financial Controls


The Company’s management is responsible for establishing and maintaining internal financial control based on the internal control over financial reporting criteria

These responsibilities include the design, implementation and maintenance of adequate internal financial controls that were operating effectively for ensuring the orderly and efficient conduct of its business, including adherence to company’s policies, the safeguarding of its assets, the prevention and detection of frauds and errors, the accuracy and completeness of the accounting records, and the timely preparation of reliable financial information, as required under the Companies Act, 2013.

Auditors’ Responsibility

Our responsibility is to express an opinion on the Company's internal financial controls over financial reporting based on our audit. We conducted our audit in accordance with the Guidance Note on Audit of Internal Financial Controls Over Financial Reporting (the “Guidance Note”) and the Standards on Auditing, issued by ICAI and deemed to be prescribed under section 143(10) of the Companies Act, 2013, to the extent applicable to an audit of internal financial controls, both applicable to an audit of Internal Financial Controls and, both issued by the Institute of Chartered Accountants of India. Those Standards and the Guidance Note require that we comply with ethical requirements and plan and perform the audit to obtain reasonable assurance about whether adequate internal financial controls over financial reporting was established and maintained and if such controls operated effectively in all material respects.

Our audit involves performing procedures to obtain audit evidence about the adequacy of the internal financial controls system over financial reporting and their operating effectiveness. Our audit of internal financial controls over financial reporting included obtaining an understanding of internal financial controls over financial reporting, assessing the risk that a material weakness exists, and testing and evaluating the design and operating effectiveness of internal control based on the assessed risk. The procedures selected depend on the auditor’s judgement, including the assessment of the risks of material misstatement of the financial statements, whether due to fraud or error.



We believe that the audit evidence we have obtained is sufficient and appropriate to provide a basis for our audit opinion on the Company's internal financial controls system over financial reporting.

Meaning of Internal Financial Controls over Financial Reporting

A company's internal financial control over financial reporting is a process designed to provide reasonable assurance regarding the reliability of financial reporting and the preparation of financial statements for external purposes in accordance with generally accepted accounting principles. A company's internal financial control over financial reporting includes those policies and procedures that (1) pertain to the maintenance of records that, in reasonable detail, accurately and fairly reflect the transactions and dispositions of the assets of the company; (2) provide reasonable assurance that transactions are recorded as necessary to permit preparation of financial statements in accordance with generally accepted accounting principles, and that receipts and expenditures of the company are being made only in accordance with authorizations of management and directors of the company; and (3) provide reasonable assurance regarding prevention or timely detection of unauthorized acquisition, use, or disposition of the company's assets that could have a material effect on the financial statements.

Inherent Limitations of Internal Financial Controls over Financial Reporting


Because of the inherent limitations of internal financial controls over financial reporting, including the possibility of collusion or improper management override of controls, material misstatements due to error or fraud may occur and not be detected. Also, projections of any evaluation of the internal financial controls over financial reporting to future periods are subject to the risk that the internal financial control over financial reporting may become inadequate because of changes in conditions, or that the degree of compliance with the policies or procedures may deteriorate.



Opinion

In our opinion, the Company has, in all material respects, an adequate internal financial controls system over financial reporting and such internal financial controls over financial reporting were operating effectively as at March 31, 2021, based on the internal control over financial reporting criteria established by the Company considering the essential components of internal control stated in the Guidance Note on Audit of Internal Financial Controls Over Financial Reporting issued by the **Institute of Chartered Accountants of India**.

Place: Ahmedabad
Date: 24/06/2021



For N.M. Pathak & Co.
Chartered Accountants
FRN: 0107786W

Nitin M. Pathak
NITIN MAHESHKUMAR PATHAK
Proprietor
Membership No: 037802
UDIN: 21037802 AAAACD6959

M.R.ORGANISATION LIMITED
BALANCE SHEET AS ON 31 MARCH 2021

Particulars		Note No.	As at 31 March,2021	As at 31 March,2020
A	EQUITY AND LIABILITIES			
1	Shareholders' funds			
	(a) Share capital	1	25,837,500	25,837,500
	(b) Reserves and surplus	2	170,605,723	104,372,070
	(c) Money received against share warrants			
2	Share application money pending allotment			
3	Non-current liabilities			
	(a) Long-term borrowings			
	(b) Deferred tax liabilities (net)			
	(c) Other long-term liabilities			
	(d) Long-term provisions For Gratuity		4,061,188	4,074,679
4	Current liabilities			
	(a) Short-term borrowings	3	36,094	-22,192
	(b) Trade payables	4	35,835,866	17,905,705
	(c) Other current liabilities	5	4,099,757	666,709
	(d) Short-term provisions	6	23,017,010	11,969,171
	TOTAL		263,493,139	164,803,640

The Accompanying notes are integral Part of financial Statements
As per our Report on even date.

For, N.M.Pathak & Co
Chartered Accountant

Nitin M. Pathak



Nitin M Pathak
Proprietor

Membership No.037802
FRN : 107786W

For and on behalf of the Board of Directors

For, M. R. ORGANISATION LIMITED
Mayur Kamdar
MANAGING DIRECTOR

Director
MAYUR KAMDAR
DIN No.: 00369341

For, M. R. ORGANISATION LIMITED
Pranali Kamdar
Authorised Signatory/Director

Director
PRANALI KAMDAR
DIN No.: 00971115

Priganka Gupta

Date:-24/06/2021

Place:- Ahmedabad

Sulfaans

M.R.ORGANISATION LIMITED
BALANCE SHEET AS ON 31 MARCH 2021


Particulars		Note No.	As at 31 March,2021	As at 31 March,2020
B	ASSETS			
1	Non-current assets			
	(a) Fixed assets			
	(i) Tangible assets	7	18,708,675	12,880,501
	(ii) Intangible assets			
	(iii) Capital work-in-progress			
	(iv) Intangible assets under development			
	(v) Fixed assets held for sale			
	(a)(i) Advertisement Deffered revenue exp			
	(b) Non-current investments	8	2,539,331	2,539,331
	(c) Deferred tax assets (net)	30	2,340,264	2,217,782
	(d) Long-term loans and advances			
	(e) Other non-current assets			
2	Current assets			
	(a) Current investments - Share Application			
	(b) Inventories	9	108,926,049	82,128,641
	(c) Trade receivables	10	57,952,295	19,309,440
	(d) Cash and cash equivalents	11	21,671,753	7,434,469
	(e) Short-term loans and advances	12	-	1,092,644
	(f) Other current assets	13	24,210,700	17,258,778
	(g) Foreign Exchange Translation Reserve			
	(h) Current investments	14	27,144,071	19,942,057
	TOTAL		263,493,139	164,803,642

The Accompanying notes are integral Part of financial Statements
As per our Report on even date.

For, N.M.Pathak & Co
Chartered Accountant

Nitin M. Pathak

Nitin M Pathak
Proprietor



Membership No.037802
FRN : 107786W

For and on behalf of the Board of Directors

For M. R. ORGANISATION LIMITED

Mayur Kamdar

MANAGING DIRECTOR

MAYUR KAMDAR
DIN No.: 00369341

Director

Date:-24/06/2021

Place:- Ahmedabad

For, M. R. ORGANISATION LIMITED

Pranali Kamdar

*Authorised Signatory/Director

PRANALI KAMDAR
DIN No.: 00971115

Pranali Kamdar

Silky Jain

M.R.ORGANISATION LIMITED

Statement of Profit and Loss:

Particulars		Note No.	01/10/2020 to 31/03/2021	01/10/2019 to 31/03/2020
CONTINUING OPERATIONS				
1	Revenue from operations (gross)	15	147,027,545	95,756,355
	Less: Excise duty			
	Revenue from operations (net)		147,027,545	95,756,355
2	Other income	16	7,979,479	6,154,973
3	Total revenue (1+2)		155,007,024	101,911,328
4	Expenses			
	(a) Direct Expense	17	11,864,742	8,122,068
	(b) Purchases of stock-in-trade	17.A	60,939,361	31,809,932
	(c) Changes in inventories of finished goods, work-in-progress and stock-in-trade		-16,906,558	-4,360,893
	(d) Employee benefits expense	18	25,281,703	25,163,586
	(e) Finance costs	19	1,067,528	1,198,106
	(f) Amortisation expense			
	(f) Depreciation	7	2,568,329	2,586,749
	(g) Other expenses	20	22,835,702	28,283,855
	Total expenses (4)		107,650,807	92,803,404
5	Profit / (Loss) before exceptional and extraordinary items and tax (3 - 4)		47,356,217	9,107,924
6	Add/Less: Exceptional items(Prior Period)	21	-	2,396,933.76
7	Profit / (Loss) before extraordinary items and tax (5 + 6)		47,356,217	11,504,858
8	Extraordinary items			
9	Profit / (Loss) before tax (7 + 8)		47,356,217	11,504,858
10	Tax expense:		11,780,051	2,801,883
	(a) Provision for income tax		11,902,533	3,196,726
	(b) (Less): MAT credit (where applicable)			
	(c) Current tax expense relating to prior years			
	(d) Net current tax expense			
	(e) Deferred tax Asset	30	-122,482	-394,843
11	Profit / (Loss) from total operations		35,576,167	8,702,980
12	Profit / (Loss) for the year (11)		35,576,167	8,702,980


The Accompanying notes are integral Part of financial Statements
As per our Report on even date.

For, N.M.Pathak & Co.
Chartered Accountant

Nitin M. Pathak

Nitin M Pathak
Proprietor

Membership No.037802
FRN : 107786W



For, M. R. ORGANISATION LIMITED

Mayur Kamdar
Director
MANAGING DIRECTOR
MAYUR KAMDAR
DIN No.: 00369341

For, M. R. ORGANISATION LIMITED

Pranali Kamdar
Director
Authorised Signatory/Director
PRANALI KAMDAR
DIN No.: 00971115
Date:-24/06/2021
Place:- Ahmedabad

Silpa Jain

Pranali Kamdar

**Stand Alone Cash Flow Statement of
M.R ORGANISATION LIMITED
for the year ended 31st March, 2021**


Particulars	For the half year ended 31st March, 2021		For the half year ended 31st March, 2020	
A. Cash flow from operating activities				
Net Profit / (Loss)	47,356,217		8,702,981	
Increase in Foreign Exchange Translation Reserve				
Add: Provision For Taxtion	10,371,597		-	
Increase in Other Reserve				
<i>Adjustments for:</i>				
Depreciation and amortisation	2,568,329		2,586,749	
Non Cash Expenditure - Provision of Gratuity	-13,496		-2,569,460	
Finance costs	1,067,528		369,272	
Net (gain) / loss on sale of investments				
Profit on sale of Asset	10,646			
Loss on Sale of Asset				
Increase in Deferred tax Assets				
Net unrealised exchange (gain) / loss	-152,370		-394,843	
Operating profit / (loss) before working capital changes				
<i>Changes in working capital:</i>				
<i>Adjustments for (increase) / decrease in operating assets:</i>				
Inventories	-16,906,558		-4,360,893	
Trade receivables	-16,159,225		15,814,035	
Other current assets	1,426,659		9,788,453	
<i>Adjustments for increase / (decrease) in operating liabilities:</i>				
Trade payables	10,347,417		-9,266,432	
Other current liabilities	1,318,018		-2,020,786	
Short-term provisions	-10,535,684		3,569,768	
Taxes Paid	-31,250			
Net cash flow from / (used in) operating activities (A)	30,667,828	30,667,828	22,218,845	22,218,845
B. Cash flow from investing activities				
New Short Term Loans & Advance Granted/Recovered				
Investment Purchased/Sold	-20,970,886		-19,942,057	
Proceeds from sale of fixed assets	-4,643			
Asset purchased during the year	-6,991,568		-428,475	
Short Term Loans And Advances	-1,101,085		26,441	
Long Term Loans & Advance Recovered Back				
Net cash flow from / (used in) investing activities (B)	-29,068,183	-29,068,183	-20,344,091	-20,344,091
C. Cash flow from financing activities				
Proceeds from issue of equity shares				
Proceeds from Share Premium Received				
Proceeds from Short-term borrowings	36,094		50,544	
Acceptance/Repayment of long-term borrowings				
Finance cost	-1,067,528		-369,272	
Net cash flow from / (used in) financing activities (C)	-1,031,434	-1,031,434	-318,728	-318,728
Net increase / (decrease) in Cash and cash equivalents (A+B+C)		568,211		1,556,027
Cash and cash equivalents at the beginning of the year	7,434,469	21,103,542	10,540,843	5,878,444
Cash and cash equivalents at the end of the year		21,671,753		7,434,469

The Accompanying notes are integral Part of financial Statements
As per our Report on even date.

For, N.M.Pathak & Co.
Chartered Accountant

Nitin M Pathak
Proprietor

Membership No.037802
FRN : 107786W



For and on behalf of the Board of Directors

For, M.R. ORGANISATION LIMITED

Director Director

MANAGING DIRECTOR
MAYUR KAMDAR
DIN No.: 00369341

For, M. R. ORGANISATION LIMITED

Authorised Signatory/Director
PRANALI KAMDAR
DIN No.: 00971115

Date:-24/06/2021
Place:- Ahmedabad

Signature

Signature

M.R.ORGANISATION LIMITED**Notes forming part of the financial statements****Note 1 Share capital**

Particulars	As at 31 March,2021	As at 31 March,2020
(a) Authorised Equity shares of 10 each.	26,000,000	26,000,000
(b) Issued Equity shares of 10 each.	25,837,500	25,837,500
(c) Subscribed and fully paid up Equity shares of 10 each.	25,837,500	25,837,500
Total	25,837,500	25,837,500

Note 2 Reserves and surplus

Particulars	As at 31 March,2021	As at 31 March,2020
Profit & Loss Account		
Share Premium Account		
Reserves & Surplus	104,372,070	70,909,113
Profit from 01/04/2020 to 30/09/2020	30,657,486	24,759,978
Profit during the period	35,576,167	8,702,980
Total	170,605,723	104,372,070

Note 3 Short-term borrowings

Particulars	As at 31 March,2021	As at 31 March,2020
Mayur Kamdar Account	23,215	24,465
Pranali Kamdar Account	12,879	13,573
Bansari Kamdar	-	-10,830
Bank Overdraft	-	-49,400
Total	36,094	-22,192

The Accompanying notes are integral Part of financial Statements

As per our Report on even date.


For, N.M.Pathak & Co.
Chartered Accountant

Nitin M. Pathak

Nitin M Pathak
Proprietor

Membership No.037802

FRN : 107786W



For, M. R. ORGANISATION LIMITED

Mayur Kamdar

Director
MANAGING DIRECTOR
MAYUR KAMDAR
DIN No.: 00369341

Siddhant Prinjankar

For and on behalf of the Board of Directors

For, M. R. ORGANISATION LIMITED

Pranali Kamdar

Director
Authorised Signatory/Director
PRANALI KAMDAR
DIN No.: 00971115

Date:-24/06/2021

Place:- Ahmedabad

M.R.ORGANISATION LIMITED

Notes forming part of the financial statements

Note 4 Trade Payables

Particulars	As at 31 March, 2021	As at 31 March, 2020
Sundry Payables	35,835,866	17,905,705
TOTAL	35,835,866	17,905,705

Note 5 Other current liabilities

Particulars	As at 31 March, 2021	As at 31 March, 2020
Pranali Kamdar Reimbursement Account	-	112,513
Duties & Taxes		
TDS On Interest	161	216
Service Tax	-	-
TDS On Commission	71,918	2,106
TDS On Contract	26,034	20,786
TDS On Professional Fees	31,375	23,950
TDS On Rent	25,864	18,070
TDS On Salary	46,084	188,448
VAT & CST	-	-
Salary Payable	3,559,805	-88,554
P.F. E.S.I and Professional Tax	236,520	314,931
Goods received but not invoice	95,944	73,433
GST Payable	6,052	810
Total	4,099,757	666,709

Note 6 Short-term provisions

Particulars	As at 31 March, 2021	As at 31 March, 2020
Provision for Audit & Income Tax Fees	157,250	153,000
Provision for Electricity Exp	-	-
Provision for Tele/Mobile Exp	-	-
Provision for Vat Audit Exp.	-	-
Provision for Taxation	22,242,875	11,046,916
Provision for Unrealised Exchange Gain/Loss	616,885	769,255
Provision for Security Service	-	-
Provision for Municipal Tax	-	-
Total	23,017,010	11,969,171

The Accompanying notes are integral Part of financial Statements
As per our Report on even date.

For, N.M.Pathak & Co.
Chartered Accountant

Nitin M. Pathak
Nitin M Pathak
Proprietor
Membership No.037802
FRN : 107786W



For and on behalf of the Board of Directors

Mayur Kamdar
For, M. R. ORGANISATION LIMITED

Director Director

MANAGING DIRECTOR

MAYUR KAMDAR
DIN No.: 00369341

Date:-24/06/2021

Place:- Ahmedabad


For, M. R. ORGANISATION LIMITED

Pranali Kamdar
Authorised Signatory/Director
PRANALI KAMDAR
DIN No.: 00971115

Pranali Kamdar

Silpa


DESCRIPTION	RATE OF DEPRICIATION	GROSS BLOCK						Depreciation Block				Net Block		
		As at 1st April 2020	Additions during the year	Date	Days	Deductions during year	Deduction	As At 31st March,2021	As at 1st Oct 2020	For the Year	Addition	Depreciation on 31st March,2021	As At 31st March,2021	As At 31st March, 2020
0.25 HP MOTOR WITH BRAKE ASSEMBLY	18.1	3,596.87					3,596.87	3,596.87	-			3,596.87	-	0.00
ABC Type Fire Extinguisher	45.07	31,950.00					31,950.00	20,491.68	3,333.29	-		23,824.97	8,125.03	14,791.61
ABC Type Fire Extinguisher	45.07	8,797.50					8,797.50	3,387.84	1,573.70	-		4,961.54	3,835.96	6,983.36
Acer Aspire I3 Core 7 Generation Laptop (Steel Gray)	63.16	22,365.00					22,365.00	17,225.19	2,372.33			19,597.53	2,767.47	7,512.14
Acrylic Plate	25.89	-	28,750.00	24-Jul-20	250		28,750.00	1,386.71	-	3,711.49		5,098.20	23,651.80	-
Acrylic Plate	25.89	-	14,250.00	19-Feb-21	40		14,250.00	-	-	404.31		404.31	13,845.69	-
Acrylic Sheet	25.89	-	30,000.00	11-Aug-20	232		30,000.00	1,063.97	-	3,872.86		4,936.83	25,063.17	-
Acrylic Sheet	25.89	-	37,500.00	31-Aug-20	212		37,500.00	797.98	-	4,841.08		5,639.05	31,860.95	-
Acrylic Sheet	25.89	-	16,500.00	30-Sep-20	182		16,500.00	-	-	2,130.07		2,130.07	14,369.93	-
ADMIN TABLE WITH SIDE AND BACK TABLE	25.89	-	45,000.00	30-Sep-20	182		45,000.00	-	-	5,809.29		5,809.29	39,190.71	-
AIR AUDIT EQUIPMENT SENSOR AND KIT	63.16	280,881.63					280,881.63	260,305.58	9,497.10			269,802.68	11,078.95	30,073.15
Air Compressor Complete Model MAX-15-234 Package	18.1	-	28,520.00	9-Aug-20	234		28,520.00	735.43	-	2,573.99		3,309.41	25,210.59	-
Air Compressor Motors	18.1	2,492.12					2,492.12	2,492.12	-			2,492.12	-	-
Air Cooler- HS NAGORI	45.07	7,500.00					7,500.00	3,892.54	1,049.43	-		4,941.97	2,558.03	4,656.89
Airconditioner	45.07	159,706.40	51,562.50	5-Aug-20	238		211,268.90	153,064.06	2,969.51	11,587.77		167,621.34	43,647.56	13,177.32
All Gear Radial D KMT 38/300	18.1	29,551.41					29,551.41	12,614.03	1,685.36			14,299.39	15,252.02	18,622.73
Alto 800CC- 2011 Model (Second hand)	31.23	125,000.00					125,000.00	78,273.14	8,646.56			86,919.70	38,080.30	55,373.42
Alto 800CC-2010 Model (Second Hand)	31.23	160,000.00					160,000.00	100,899.86	10,936.17			111,836.03	48,163.97	70,036.31
Alto- OD 02-AD-3836 (Second Hand)	31.23	-	245,000.00	14-Dec-20	107		245,000.00	-	-	22,429.98		22,429.98	222,570.02	-
Alto-2015-16 Model-GJ01-RN-0147 (Second Hand)	31.23	-	226,000.00	25-Dec-20	96		226,000.00	-	-	18,563.45		18,563.45	207,436.55	-
Alto-800CC-2015 Model (Second Hand-GJ01RK7031)	31.23	-	222,718.00	19-Jan-21	71		222,718.00	-	-	13,529.84		13,529.84	209,188.16	-
Aluminium Fix Partition	25.89	-	243,934.40	11-Aug-20	232		243,934.40	8,651.32	-	31,490.79		40,142.11	203,792.29	-
Aluminium Fix Partition	25.89	-	67,912.10	23-Sep-20	189		67,912.10	337.20	-	8,767.14		9,104.33	58,807.77	-
Ant eSport MK1000 Keyboard	63.16	-	22,372.88	4-Mar-21	27		22,372.88	-	-	1,045.29		1,045.29	21,327.59	-
Ant eSports Mk1000	63.16	-	15,254.24	7-Oct-20	175		15,254.24	-	-	4,619.32		4,619.32	10,634.92	-
Antec Cabinet	63.16	-	30,508.47	4-Mar-21	27		30,508.47	-	-	1,425.39		1,425.39	29,083.08	-
Argox Barcode Printer CP2140	63.16	12,000.00					24,100.00	10,113.45	1,750.20	3,810.71		15,674.35	8,425.65	5,542.11
Argox Barcode Printer CP2140	63.16	12,000.00					24,100.00	7,433.48	2,851.87	3,810.71		14,096.05	10,003.95	9,030.61
Asus B365 Motherboard	63.16	-	43,220.34	4-Mar-21	27		43,220.34	-	-	2,019.30		2,019.30	41,201.04	-
Asus Laptop Core I3 7 Generation Gray	63.16	45,745.76					45,745.76	35,591.86	4,686.65			40,278.50	5,467.26	14,840.55
Asus Laptop I3 7th Gen-B07HB27N2 (Steel Gray-14 INCH)	63.16	25,839.00					25,839.00	20,069.87	2,662.81			22,732.67	3,106.33	8,431.94
Asus Laptop I3 7th Gen-B07KSYRPC (Steel Gray-15.6 INCH)	63.16	44,050.84					44,050.84	33,965.73	4,654.89			38,620.62	5,430.22	14,740.00
Asus TUF 1660 Super	63.16	-	91,016.95	7-Oct-20	175		91,016.95	-	-	27,561.93		27,561.93	63,455.02	-
Asus Vivobook I3 -B07GS8XNP7 (Gold-15.61 INCH)	63.16	24,950.00					24,950.00	19,281.41	2,616.40			21,897.81	3,052.19	8,284.98
Aurtic Pipe -Salf Erthing	18.1	3,133.03					3,133.03	3,133.03	-			3,133.03	-	-
Auto Card LT Software	39.3	22,893.10					22,893.10	17,005.91	1,439.74			18,445.65	4,447.45	7,326.94
Barcode Printer CP 2140	63.16	31,246.00					31,246.00	13,921.86	7,996.14	-		21,918.01	9,327.99	25,320.28
BARCODE PRINTER CP 2140 - 24.06.13	63.16	25,725.00					25,725.00	25,725.00	-			25,725.00	-	-
BARCODE TABLE	25.89	-	6,000.00	30-Sep-20	182		6,000.00	-	-	774.57		774.57	5,225.43	-
Bench Grinder Machine 0.75 HP	18.1	590.31					590.31	590.31	-			590.31	-	-
Benq 24" 144hz	63.16	-	86,186.44	7-Oct-20	175		86,186.44	-	-	26,099.14		26,099.14	60,087.30	-
BINATONE SPIRIT 100 CORDED LANDLINE X0009G900J	45.07	1,282.00					1,282.00	1,282.00	-			1,282.00	-	-
BINATONE SPIRIT 111 CORDED LANDLINE	45.07	487.29					487.29	487.29	-			487.29	-	-
Blue Star premium table top water dispenser-BWD3TTGA(DP)	45.07	6,771.00					6,771.00	4,210.02	745.00			4,955.03	1,815.97	3,305.98
Bolero XLS 9STR AC BS3 PS-G5B54672 (White) 8002	31.23	552,259.01					552,259.01	383,908.62	31,152.35			415,060.98	137,198.03	199,502.74
Cable Connected Rs-232 CNC	18.1	513.35					513.35	513.35	-			513.35	-	-
Camera -IR MTR (32 Nos)	45.07	11,010.00					11,010.00	11,010.00	-			11,010.00	-	-
Camera -IR MTR (32 Nos)	45.07	67,200.00					67,200.00	61,469.92	1,666.91			63,136.83	4,063.17	7,396.99
Camera -IR MTR (32 Nos)	45.07	43,250.00					43,250.00	39,322.13	1,142.64			40,464.77	2,785.23	5,070.51
CCTV CAMERA	45.07	85,332.00					108,746.41	82,447.09	1,007.45	5,261.98		88,716.52	20,029.89	4,470.60
Ceiling Fan-Zigma 24" (White)	45.07	-	21,610.20	3-Jul-20	271		21,610.20	2,374.89	-	4,856.52		7,231.41	14,378.79	-
Ceiling Fan-Zigma 24" (White)	45.07	-	2,161.02	7-Aug-20	236		2,161.02	144.09	-	485.65		629.75	1,531.27	-
Ceiling/Wall Fan	45.07	5,847.00					5,847.00	5,847.00	-			5,847.00	-	-
Ceiling/Wall Fan	45.07	4,322.00					4,322.00	4,322.00	-			4,322.00	-	-
Ceiling/Wall Fan	45.07	9,492.00					9,492.00	6,216.07	952.99			7,169.06	2,322.94	4,228.92
Celerio ZXI AMT-Metalic Glistening Grey	31.23	408,356.15					408,356.15	283,873.05	23,034.94			306,907.99	101,448.16	147,518.05
Celerio ZXI MT- Balzing Red	31.23	372,486.45					372,486.45	258,937.85	21,011.57			279,949.42	92,537.03	134,560.17
Channel 16 DVR MD2516D1	45.07	5,700.00					5,700.00	-	-			5,700.00	-	-
Channel Beam / Joint	18.1	58,658.65					58,658.65	25,038.47	3,345.38			28,383.86	30,274.79	36,965.56
CMM Machine Model 564	18.1	847,378.64					847,378.64	655,967.98	19,046.36			675,014.34	172,364.30	210,457.02
CNC TURNING CENTRE DX-200 (4%)	18.1	483,765.16					483,765.16	374,489.56	10,873.49			385,363.06	98,402.10	120,149.09
CNC VERTICAL MACHINE VMC-640	18.1	643,542.71					643,542.71	498,175.66	14,464.78			512,640.44	130,902.27	159,831.83
Compressor Complete Unit with 225 LTR TANK	18.1	6,090.17					6,090.17	6,090.17	-			6,090.17	-	-
COMPUTER DT.1-8-07	63.16	32,106.40					32,106.40	32,106.40	-			32,106.40	-	-
Computer Peripherals	63.16	53,407.11					53,407.11	49,452.94	1,825.09			51,278.03	2,129.08	5,779.25



Handwritten signature/initials

M.R. ORGANISATION LIMITED For, M.R. ORGANISATION LIMITED
 Authorised Signatory/Director
 PRANALI KAMDAR
 DIN No. 0036004
 PIN No. 000971115

Computer Peripherals	63.16	-	8,654.24	18-Jun-20	286	8,654.24	1,557.44	-	2,725.52	-	4,282.96	4,371.28	-	-
Computer Peripherals	63.16	-	2,000.00	19-Jun-20	285	2,000.00	356.46	-	629.87	-	986.33	1,013.67	-	-
Computer Peripherals	63.16	-	5,376.00	19-Jun-20	285	5,376.00	958.18	-	1,693.09	-	2,651.27	2,724.73	-	-
Computer Peripherals	63.16	-	20,287.72	7-Jul-20	267	20,287.72	2,984.02	-	6,389.31	-	9,373.33	10,914.39	-	-
Computer Peripherals	63.16	-	8,400.00	18-Jul-20	256	8,400.00	1,075.62	-	2,645.45	-	3,721.08	4,678.92	-	-
Computer Peripherals	63.16	-	424.00	26-Dec-20	95	424.00	-	-	69.70	-	69.70	354.30	-	-
Computer Peripherals	63.16	-	381.36	5-Jan-21	85	381.36	-	-	56.09	-	56.09	325.27	-	-
Computer Peripherals	63.16	-	699.00	15-Feb-21	44	699.00	-	-	53.22	-	53.22	645.78	-	-
Computer Peripherals	63.16	-	14,782.00	16-Mar-21	15	14,782.00	-	-	383.68	-	383.68	14,398.32	-	-
Coolant Pump	18.1	502.99	-	-	-	502.99	502.99	-	-	-	502.99	-	-	-
Cooler Master Cabinet	63.16	-	16,271.19	7-Oct-20	175	16,271.19	-	-	4,927.27	-	4,927.27	11,343.92	-	-
Crompton 1200 mm Aura Antidust	45.07	-	9,991.50	7-Jul-20	267	9,991.50	1,048.68	-	2,245.42	-	3,294.10	6,697.40	-	-
Crompton 1200 mm Aura Antidust	45.07	-	16,567.83	20-Jul-20	254	16,567.83	1,472.97	-	3,723.33	-	5,196.30	11,371.53	-	-
Crompton 1200 mm Aura Antidust	45.07	-	3,313.57	28-Jul-20	246	3,313.57	261.86	-	744.67	-	1,006.53	2,307.04	-	-
Crompton 1200 mm Aura Antidust	45.07	-	1,656.78	21-Aug-20	222	1,656.78	81.83	-	372.33	-	454.16	1,202.62	-	-
Curtain Track	25.89	-	20,770.00	12-Nov-20	139	20,770.00	-	-	2,047.81	-	2,047.81	18,722.19	-	-
Curtain Track	25.89	-	25,773.00	30-Nov-20	121	25,773.00	-	-	2,212.02	-	2,212.02	23,560.98	-	-
Dell Latitude Laptop 3340 Intel Core i3-4005u Processor, 8GB Ram & 512 GB SSD	63.16	-	68,335.68	20-Mar-21	11	68,335.68	-	-	1,300.74	-	1,300.74	67,034.94	-	-
Dell USB Keyboard KB216	63.16	466.10	-	-	-	466.10	466.10	-	-	-	466.10	-	-	-
Dell Vostro 2018 Core 7 Generation Laptop HD Black	63.16	25,991.53	-	-	-	25,991.53	20,222.35	2,662.83	-	-	22,885.18	3,106.35	8,432.01	-
Dell Vostro 3401 14" FHD AG Display Laptop(i3-1005G1/4GB/1TB+256 SSD/ Win 10 Black)	63.16	-	110,970.00	23-Jan-21	67	110,970.00	-	-	12,865.59	-	12,865.59	98,104.41	-	-
DISPLAY SHOWCASE - BIG	25.89	-	26,000.00	30-Sep-20	182	26,000.00	-	-	3,356.48	-	3,356.48	22,643.52	-	-
DISPLAY SHOWCASE - SMALL	25.89	-	16,000.00	30-Sep-20	182	16,000.00	-	-	2,065.53	-	2,065.53	13,934.47	-	-
Dongle Multi Mode Airtel	63.16	3,000.00	-	-	-	3,000.00	3,000.00	-	-	-	3,000.00	-	-	-
Dyes and Pattern/Moulds/Fixture	18.1	7,656,362.49	-	-	-	7,656,362.49	5,446,020.86	219,940.54	-	-	5,665,961.40	1,990,401.09	2,430,282.16	-
Electric Motor 1 HP	18.1	1,201.84	-	-	-	1,201.84	1,201.84	-	-	-	1,201.84	-	-	-
Electrical Fittings	25.89	4,738.00	-	-	-	4,738.00	4,738.00	-	-	-	4,738.00	-	-	-
Electrical Fittings	25.89	138,513.21	-	-	-	138,513.21	74,923.13	9,455.79	-	-	84,378.92	54,134.29	73,045.87	-
Electrical Fittings	25.89	-	37,755.00	7-Jul-20	267	37,755.00	2,276.32	-	4,873.99	-	7,150.31	30,604.69	-	-
Electrical Fittings	25.89	-	34,920.00	16-Jul-20	258	34,920.00	1,882.47	-	4,508.01	-	6,390.47	28,529.53	-	-
Electrical Fittings	25.89	-	42,156.00	16-Jul-20	258	42,156.00	2,272.54	-	5,442.14	-	7,714.69	34,441.31	-	-
Electrical Fittings	25.89	-	10,460.00	17-Jul-20	257	10,460.00	556.46	-	1,350.34	-	1,906.79	8,553.21	-	-
Electrical Fittings	25.89	-	1,253.00	4-Aug-20	239	1,253.00	50.66	-	161.76	-	212.42	1,040.58	-	-
Electrical Fittings	25.89	-	15,014.00	5-Aug-20	238	15,014.00	596.38	-	1,938.24	-	2,534.62	12,479.38	-	-
Electrical Fittings	25.89	-	2,318.00	6-Aug-20	237	2,318.00	90.43	-	299.24	-	389.67	1,928.33	-	-
EXIDE POWER SAFE 12V - 42AH BATTERY 11 PCS	63.16	33,000.00	-	-	-	33,000.00	31,208.28	826.99	-	-	32,035.27	964.73	2,618.71	-
Face & Finger Print T/A Device MB 360(AEWD194560282)	18.1	-	16,500.00	24-Jun-20	280	16,500.00	801.85	-	1,489.16	-	2,291.01	14,208.99	-	-
Face Recognition Machine FK 705	18.1	12,674.55	-	-	-	12,674.55	5,410.14	722.85	-	-	6,132.98	6,541.57	7,987.26	-
FACE RECOGNATION MACHINE	18.1	20,638.82	-	-	-	20,638.82	15,976.81	463.89	-	-	16,440.70	4,198.12	5,125.91	-
Factory Shed	9.5	753,004.80	-	-	-	753,004.80	395,566.70	17,825.00	-	-	413,391.70	339,613.10	375,263.10	-
Fan	45.07	15,017.39	-	-	-	15,017.39	15,017.39	-	-	-	15,017.39	-	-	-
FIELDSENSE PROFESSIONAL SOFTWARE	63.16	-	140,000.00	29-Jan-21	61	140,000.00	-	-	14,777.71	-	14,777.71	125,222.29	-	-
FILE RACK	25.89	-	32,000.00	30-Sep-20	182	32,000.00	-	-	4,131.05	-	4,131.05	27,868.95	-	-
Finger Print Reader SFR 300 USB BASED /TIME TRACK S	18.1	17,080.03	-	-	-	17,080.03	9,618.30	742.48	-	-	10,360.78	6,719.25	8,204.21	-
FOLDING RACK	25.89	-	25,500.00	29-Jun-20	275	25,500.00	1,682.14	-	3,291.93	-	4,974.07	20,525.93	-	-
FOLDING RACK	25.89	-	86,580.00	23-Jul-20	251	86,580.00	4,237.46	-	11,177.07	-	15,414.54	71,165.46	-	-
FOLDING RACK	25.89	-	15,500.00	13-Aug-20	230	15,500.00	527.73	-	2,000.98	-	2,528.71	12,971.29	-	-
FOLDING RACK	25.89	-	63,500.00	27-Aug-20	216	63,500.00	1,531.41	-	8,197.55	-	9,728.97	53,771.03	-	-
FOLDING RACK	25.89	-	19,200.00	5-Dec-20	116	19,200.00	-	-	1,579.79	-	1,579.79	17,620.21	-	-
FOLDING RACK	25.89	-	47,600.00	14-Dec-20	107	47,600.00	-	-	3,612.68	-	3,612.68	43,987.32	-	-
FOLDING RACK	25.89	-	23,306.00	16-Dec-20	105	23,306.00	-	-	1,735.79	-	1,735.79	21,570.21	-	-
FOLDING RACK FOR OFFICE -new	25.89	265,990.00	-	-	-	265,990.00	202,158.14	9,491.74	-	-	211,649.88	54,340.12	73,323.60	-
Furniture - Fixture	25.89	29,704.00	-	-	-	29,704.00	14,305.37	2,289.76	-	-	16,595.13	13,108.87	17,688.39	-
FURNITURE/FIXTURE	25.89	5,000.00	-	-	-	5,000.00	5,000.00	-	-	-	5,000.00	-	-	-
FURNITURE/FIXTURE	25.89	750.00	-	-	-	750.00	750.00	-	-	-	750.00	-	-	-
FURNITURE/FIXTURE	25.89	1,983,277.53	-	-	-	1,983,277.53	1,545,049.14	65,164.17	-	-	1,610,213.30	373,064.23	503,392.56	-
FURNITURE/FIXTURE	25.89	8,600.00	-	-	-	8,600.00	4,800.15	565.03	-	-	5,365.18	3,234.82	4,364.89	-
FURNITURE/FIXTURE	25.89	280,593.00	-	-	-	280,593.00	152,047.20	19,114.64	-	-	171,161.85	109,431.15	147,660.44	-
FURNITURE/FIXTURE	25.89	45,900.00	-	-	-	45,900.00	10,646.69	5,242.13	-	-	15,888.83	30,011.17	40,495.44	-
FURNITURE/FIXTURE	25.89	22,802.00	-	-	-	22,802.00	5,274.94	2,606.23	-	-	7,881.33	14,920.67	20,133.32	-
FURNITURE/FIXTURE	25.89	48,500.00	-	-	-	48,500.00	10,650.80	5,628.18	-	-	16,278.72	32,221.28	43,477.34	-
FURNITURE/FIXTURE	25.89	16,800.00	-	-	-	16,800.00	3,253.65	2,014.30	-	-	5,268.13	11,531.87	15,560.68	-
GA30 PACK MCH1 PNE 3000069/68 10BAR L/S 78 30KW 2000	18.1	150,000.00	-	-	-	150,000.00	71,197.33	7,841.28	-	-	79,038.61	70,961.39	86,643.94	-
GALAXY S10 PLUS (128G) - MODEL NO. G975FD	45.07	65,982.00	-	-	-	65,982.00	37,337.63	8,332.81	-	-	45,670.44	20,311.56	36,977.18	-
Gandiva Desktop Computer (Core I3 1st Gen CPU/H55)	63.16	-	93,240.55	12-Nov-20	139	93,240.55	-	-	22,426.88	-	22,426.88	70,813.67	-	-
Gandiva Desktop Computer (Core I3 1st Gen CPU/H55)	63.16	-	67,317.15	30-Dec-20	91	67,317.15	-	-	10,600.26	-	10,600.26	56,716.89	-	-
Gandiva Desktop Computer (Core I3 1st Gen CPU/H55)	63.16	-	80,780.58	15-Feb-21	44	80,780.58	-	-	6,150.48	-	6,150.48	74,630.10	-	-
GCO 200 CUT OFF SAW	18.1	7,200.00	-	-	-	7,200.00	2,892.54	428.62	-	-	3,321.15	3,878.85	4,736.08	-
Gigabyte B365 Gaming HD	63.16	-	25,169.49	7-Oct-20	175	25,169.49	-	-	7,621.87	-	7,621.87	17,547.62	-	-
GIONEE MOBILE HANDSET P2M GOLD - IMEI NO - 867646020727808	45.07	35,739.00	-	-	-	35,739.00	35,739.00	-	-	-	35,739.00	-	-	-



Patil Patil


P. M. Patil

Patil

For, M. N. M. PATIL & CO. ORGANISATION LIMITED

Authorised Signatory/Director
 PRANALI KAMDAR
 MANAGING DIRECTOR
 MAYUR KAMDAR

GIONEE MOBILE HANDSET P3S GREY - IMEI NO- 868130021241597	45.07	9,566.00					9,566.00	9,566.00	-		9,566.00	-	
GO GLOBAL FOR WINDOWS REMOTE ACCESS SOFTWARE -USER LICENSE	63.16	-	45,000.00	24-Jun-20	280		45,000.00	7,631.11	-	14,172.07	21,803.18	23,196.82	-
HAIER REFRIGERATOR HRF2983CSSE STAINLESS STEEL	63.16	18,586.00					18,586.00	16,276.46	1,066.00		17,342.45	1,243.55	3,375.54
HARDDISK 500 GB DT: 14.08.2012	63.16	1,911.20					1,911.20	1,911.20	-		1,911.20	-	-
HARDDISK 500 GB DT: 24.7.2012	63.16	13,057.00					13,057.00	13,057.00	-		13,057.00	-	-
HDD 1TB EXTERNAL HARDDRIVE - 08.06.13	63.16	14,312.00					14,312.00	14,312.00	-		14,312.00	-	-
HDD 1TB EXTERNAL HARDDRIVE - 08.06.13	63.16	3,728.00					3,728.00	3,728.00	-		3,728.00	-	-
HI-116 PLATFORM TRUCK SIZE: 2*W*3*L*36**H CAPACITY 250KG	18.1	8,800.00					8,800.00	3,567.27	520.68		4,087.95	4,712.05	5,753.42
HIGH 102 LIFT PALLET TRUCK X 1 TON X 1000 MM	18.1	32,000.00					32,000.00	13,562.41	1,834.64		15,397.05	16,602.95	20,272.23
HP 1020PLUS MONOCHROME LASER PRINTER X000EWZIS1	63.16	6,380.00					6,380.00	6,380.00	-		6,380.00	-	-
HP LASERJET M 1213NF-10.02.14	63.16	14,285.71					14,285.71	14,285.71	-		14,285.71	-	-
IBM SERVERX3400-7975I2S	63.16	5,493.96					5,493.96	5,493.96	-		5,493.96	-	-
INTEL CORE I3 - 3.30 GHZ CPU	63.16	202,800.00					202,800.00	200,513.96	1,055.15		201,569.11	1,230.89	3,341.18
Intel Core i3 2100 Processor S/N: L233C065, 3214C545	63.16	26,695.00					26,695.00	16,521.28	4,695.79	-	21,217.07	5,477.93	14,869.51
Intel Core i3 3100 Processor S/N : 5404A6C1EAC9F, 10BF487E1E5CK	63.16	27,118.00					27,118.00	12,962.42	6,533.66	-	19,496.08	7,621.92	20,689.24
Intel Core i3 3220 3.3Ghz Processor S/N: 3244c156/3344B102	63.16	27,118.00					27,118.00	12,705.57	6,652.21	-	19,357.79	7,760.21	21,064.64
Intel Core i3 3220 3.3Ghz Processor S/N: 3244c156/3344B102	63.16	28,909.00					28,909.00	13,305.12	7,202.14	-	20,507.26	8,401.74	22,806.02
Intel Core i5 6400 2.7Ghz Processor S/N : X632C015	63.16	22,754.00					22,754.00	9,367.82	6,178.54	-	15,546.36	7,207.64	19,564.72
Intel Core i5 9400F	63.16	-	55,932.20	7-Oct-20	175		55,932.20	-	-	16,937.50	16,937.50	38,994.70	-
Intel Core i7 8700	63.16	-	111,101.69	4-Mar-21	27		111,101.69	-	-	5,190.79	5,190.79	105,910.90	-
Interior Blind	25.89	-	36,398.00	21-Sep-20	191		36,398.00	232.36	-	4,698.81	4,931.17	31,466.83	-
INVENTORY MANAGER TABLE	25.89	-	15,000.00	30-Sep-20	182		15,000.00	-	-	1,936.43	1,936.43	13,063.57	-
INVENTORY RACK	25.89	-	360,000.00	30-Sep-20	182		360,000.00	-	-	46,474.32	46,474.32	313,525.68	-
INWARD TABLE	25.89	-	12,000.00	30-Sep-20	182		12,000.00	-	-	1,549.14	1,549.14	10,450.86	-
ISUZU -D Max Crew (Titanium Silver)	31.23	830,000.00					830,000.00	410,567.82	77,613.72		488,181.54	341,818.46	497,045.90
IT MANAGER CUPBOARD	25.89	-	12,000.00	30-Sep-20	182		12,000.00	-	-	1,549.14	1,549.14	10,450.86	-
IT MANAGER TABLE	25.89	-	20,000.00	30-Sep-20	182		20,000.00	-	-	2,581.91	2,581.91	17,418.09	-
JYOTI make CNC Vertical Machining Center, Model: RX 20	45.07	2,302,050.00	3,560.00	12-Nov-20	139		2,305,610.00	1,502,715.89	232,530.75	611.03	1,735,857.66	569,752.34	1,031,864.86
Karbons K9 Smart 4G-1 GB	45.07	4,151.78					4,151.78	4,151.78	-		4,151.78	-	-
Karbons K9 Smart 4G-1 GB (2 Mobiles)	45.07	7,857.16					7,857.16	7,857.16	-		7,857.16	-	-
KIT MAKING TABLE	25.89	-	21,000.00	30-Sep-20	182		21,000.00	-	-	2,711.00	2,711.00	18,289.00	-
KIT QC TV TABLE	25.89	-	32,000.00	30-Sep-20	182		32,000.00	-	-	4,131.05	4,131.05	27,868.95	-
Landline Telephone set GLIVE, BEETEL	45.07	1,752.54					1,752.54	1,752.54	-		1,752.54	-	-
LAPPYMASTER 39.1 CM (15.4) LED MONITOR (BLACK) X000GYRWWR	63.16	3,800.00					3,800.00	3,800.00	-		3,800.00	-	-
Laptop	63.16	50,774.63					50,774.63	47,055.12	1,716.78		48,771.90	2,002.73	5,436.29
LAPTOP DELL 5521 04.07.2014	63.16	44,834.12					44,834.12	44,834.12	-		44,834.12	-	-
Laptop Dell Inspiration 15-5547 15.6 Inch	63.16	-					-	(0.00)	-		(0.00)	-	-
Laptop Dell Inspiron 15 3542 39.62cm (Black)	63.16	-					-	0.00	-		0.00	-	-
Laptop Dell Inspiron 3542 Core i3 15.6inch (Silver)	63.16	141,500.00					141,500.00	141,500.00	-		141,500.00	-	-
LAPTOP LENOVO G50-70 NOTEBOOK (50-443003)	63.16	-					-	(0.00)	-		(0.00)	-	-
LAPTOP LENOVO G50-70 NOTEBOOK (59-422423)	63.16	62,500.00					62,500.00	62,500.00	-		62,500.00	-	-
Lath HNB-12" HG Machine ATUL-9"	18.1	36,502.70					36,502.70	15,581.20	2,081.80		17,662.99	18,839.71	23,003.30
Lathe Machine-2130MM	18.1	51,376.80					51,376.80	39,771.52	1,154.79		40,926.31	10,450.49	12,760.07
LED-DELL E1914H 18.5 INCH	63.16	9,942.00					9,942.00	9,942.00	-		9,942.00	-	-
Lenovo G50-70 IMEI-Serial-PF09RK4Z	63.16	13,776.79					13,776.79	13,776.79	-		13,776.79	-	-
Lenovo G50-70(59-422423) IMEI-Serial-SYB10136563	63.16	13,820.16					13,820.16	13,820.16	-		13,820.16	-	-
Lenovo Idea Pad 100 Core i3	63.16	-					-	0.00	-		0.00	-	-
Lenovo Idea Pad 100 Core i3	63.16	-					-	0.00	-		0.00	-	-
Lenovo Idea Pad 100 Core i3 5th Gen-SPF05FEG	63.16	11,385.02					11,385.02	11,385.02	-		11,385.02	-	-
Lenovo Ideapad 130 AMD E-2-9000 7 th Gen (15.6 inch HD Laptop)	63.16	16,093.00					16,093.00	7,635.31	3,903.74	-	11,539.05	4,553.95	12,361.43
Lenovo Ideapad 130 AMD E-2-9000 7 th Gen (15.6 inch HD Laptop)	63.16	16,093.00					16,093.00	7,578.15	3,930.12	-	11,508.27	4,584.73	12,444.98
Leth Machine -Olympic 4 1/2"	18.1	68,207.36					68,207.36	52,800.30	1,533.08		54,333.38	13,873.98	16,940.15
Lever Tea Coffee Vending M/c	45.07	2,580.35					2,580.35	2,580.35	-		2,580.35	-	-
Lift 500 Kg Load Cage	18.1	17,631.62					17,631.62	13,648.89	396.30		14,045.19	3,586.43	4,379.03
Liner Light LED NL-LL50	25.89	-	7,600.00	7-Jul-20	267		7,600.00	458.22	-	981.12	1,439.34	6,160.66	-
Liner Light LED NL-LL50	25.89	-	1,900.00	9-Jul-20	265		1,900.00	111.86	-	245.28	357.14	1,542.86	-
Liner Light LED NL-LL50	25.89	-	7,400.00	22-Jul-20	252		7,400.00	367.43	-	955.31	1,322.73	6,077.27	-
Liner Light LED NL-LL50	25.89	-	8,510.00	22-Jul-20	252		8,510.00	422.54	-	1,098.60	1,521.14	6,988.86	-
Liner Light LED NL-LL50	25.89	-	4,550.00	21-Aug-20	222		4,550.00	129.10	-	587.38	716.48	3,833.52	-
Liner Light LED NL-LL50	25.89	-	4,178.46	21-Aug-20	222		4,178.46	118.55	-	539.42	657.97	3,520.49	-
LINKSYS ROUTER DT. 21.07.12	63.16	2,688.00					2,688.00	2,688.00	-		2,688.00	-	-
Locker-TIJORI	45.07	1,119.37					1,119.37	1,119.37	-		1,119.37	-	-



For. M. R. ORGANISATION LIMITED

For. M. R. ORGANISATION LIMITED

Prabir M. Khandu

Prabir M. Khandu

Authorised Signatory/Director

MANAGING DIRECTOR

PRANALI KAMDAR

MAYUR KAMDAR

DIN NO : 00971115

Silhan Prabir M. Khandu


Ply, Panel & Laminate	25.89	-	50,320.42	4-Jul-20	270			50,320.42	3,140.99	-	6,496.13	9,637.12	40,683.30	-
Ply, Panel & Laminate	25.89	-	39,062.00	10-Jul-20	264			39,062.00	2,272.00	-	5,042.72	7,314.72	31,747.28	-
Ply, Panel & Laminate	25.89	-	17,971.00	13-Jul-20	261			17,971.00	1,007.02	-	2,319.97	3,326.99	14,644.01	-
Ply, Panel & Laminate	25.89	-	24,288.00	17-Jul-20	257			24,288.00	1,292.09	-	3,135.47	4,427.56	19,860.44	-
Ply, Panel & Laminate	25.89	-	14,784.00	21-Jul-20	253			14,784.00	744.54	-	1,908.55	2,653.09	12,130.91	-
Ply, Panel & Laminate	25.89	-	52,452.07	1-Aug-20	242			52,452.07	2,232.30	-	6,771.32	9,003.62	43,448.45	-
Ply, Panel & Laminate	25.89	-	46,798.16	17-Aug-20	226			46,798.16	1,460.56	-	6,041.42	7,501.99	39,296.17	-
Polishing Grinder	18.1	47,040.00						47,040.00	23,236.24	2,368.13	-	25,609.07	21,430.93	26,172.35
PORT 8 SWITCH	45.07	542.86						542.86	542.86	-	-	542.86	-	-
PRINTER - HP LASERJET 2055DN	63.16	3,921.60						3,921.60	3,921.60	-	-	3,921.60	-	-
PRINTER HP LJ 1020 - 25.05.2013	63.16	7,000.00						7,000.00	7,000.00	-	-	7,000.00	-	-
PRINTER SAMSUNG M2876ND/XIP-24.04.2014	63.16	13,619.00						13,619.00	13,619.00	-	-	13,619.00	-	-
Printer- Samsung SL	63.16	11,904.76						11,904.76	11,904.76	-	-	11,904.76	-	-
PVC Carpet	25.89	-	47,424.60	22-Jul-20	252			47,424.60	2,354.73	-	6,122.29	8,477.02	38,947.58	-
Quick heal Internet Security	63.16	152,572.00						152,572.00	116,027.09	16,867.70	-	132,894.79	19,677.21	53,412.61
Razer MousePad Large	63.16	-	3,050.85	7-Oct-20	175			3,050.85	-	-	923.86	923.86	2,126.99	-
Realme C2 (Diamond Black, 32 GB)	45.07	9,641.04						9,641.04	3,823.34	1,692.40	-	5,515.74	4,125.30	7,510.10
Realme C2 (Diamond Black, 32 GB)	45.07	5,356.25						5,356.25	1,796.23	1,035.63	-	2,831.85	2,524.40	4,595.66
Redgare Cosmo 7.1	63.16	-	10,169.49	7-Oct-20	175			10,169.49	-	-	3,079.54	3,079.54	7,089.95	-
REDMI 5 (BLACK 16GB)	45.07	7,142.00						7,142.00	7,142.00	-	-	7,142.00	-	-
REDMI 5 (BLACK 16GB)	45.07	13,937.00						13,937.00	9,991.08	1,147.89	-	11,138.97	2,798.03	5,093.81
Redmi 5 (ROSE GOLD 16GB)	45.07	7,142.00						7,142.00	7,142.00	-	-	7,142.00	-	-
Redmi 6A 16GB Black	45.07	5,625.00						5,625.00	3,346.74	662.76	-	4,009.50	1,615.50	2,941.02
Redmi 6A 32GB Black	45.07	27,674.00						27,674.00	12,986.47	4,272.69	-	17,259.15	10,414.85	18,960.22
Redmi 6A 32GB Black	45.07	5,802.68						5,802.68	2,706.35	900.74	-	3,607.09	2,195.59	3,997.07
Redmi 6A 32GB Black	45.07	11,605.36						11,605.36	4,935.36	1,940.34	-	6,875.70	4,729.66	8,610.34
REDMI 7A (2GB+32GB) BLACK	45.07	18,750.00						18,750.00	6,198.16	3,651.40	-	9,849.56	8,900.44	16,203.24
REDMI 7A (2GB+32GB) BLACK	45.07	18,750.00						18,750.00	6,198.16	3,651.40	-	9,849.56	8,900.44	16,203.24
REDMI 7A (2GB+32GB) BLACK	45.07	9,819.64						9,819.64	2,532.21	2,119.95	-	4,652.17	5,167.47	9,407.38
REDMI 8A DUAL (2GB+32GB) MIDNIGHT GREY	45.07	-	25,390.00	22-Jul-20	252			25,390.00	2,194.60	-	5,705.96	7,900.56	17,489.44	-
Redmi 9 Prime (Matte Black, 4GB RAM, 128GB Storage)	45.07	-	9,321.19	14-Feb-21	45			9,321.19	-	-	517.94	517.94	8,803.25	-
Redmi 9 Prime (Matte Black, 4GB RAM, 128GB Storage)	45.07	-	9,321.19	15-Feb-21	44			9,321.19	-	-	506.43	506.43	8,814.76	-
Redmi 9 Prime (Matte Black, 4GB RAM, 128GB Storage)	45.07	-	9,321.19	15-Feb-21	44			9,321.19	-	-	506.43	506.43	8,814.76	-
Redmi 9A (Midnight Black, 3GB Ram, 32GB Storage)	45.07	-	6,355.08	29-Oct-20	153			6,355.08	-	-	1,200.62	1,200.62	5,154.46	-
Redmi 9A (Midnight Black, 3GB Ram, 32GB Storage)	45.07	-	11,523.72	30-Oct-20	152			11,523.72	-	-	2,162.87	2,162.87	9,360.85	-
Redmi 9A (Midnight Black, 3GB Ram, 32GB Storage)	45.07	-	19,065.24	30-Oct-20	152			19,065.24	-	-	3,578.33	3,578.33	15,486.91	-
Redmi 9A (Midnight Black, 3GB Ram, 32GB Storage)	45.07	-	6,355.08	30-Dec-20	91			6,355.08	-	-	714.10	714.10	5,640.98	-
Redmi 9A (Midnight Black, 3GB Ram, 32GB Storage)	45.07	-	12,710.16	3-Jan-21	87			12,710.16	-	-	1,365.42	1,365.42	11,344.74	-
Redmi 9A (Midnight Black, 3GB Ram, 32GB Storage)	45.07	-	6,355.08	16-Jan-21	74			6,355.08	-	-	580.69	580.69	5,774.39	-
Redmi 9A (Midnight Black, 3GB Ram, 32GB Storage)	45.07	-	6,355.08	16-Jan-21	74			6,355.08	-	-	580.69	580.69	5,774.39	-
Redmi 9A (Midnight Black, 3GB Ram, 32GB Storage)	45.07	-	6,355.08	16-Jan-21	74			6,355.08	-	-	580.69	580.69	5,774.39	-
Redmi 9A (Midnight Black, 3GB Ram, 32GB Storage)	45.07	-	6,355.08	16-Jan-21	74			6,355.08	-	-	580.69	580.69	5,774.39	-
Redmi 9A (Midnight Black, 3GB Ram, 32GB Storage)	45.07	-	38,130.48	16-Jan-21	74			38,130.48	-	-	3,484.16	3,484.16	34,646.32	-
Redmi 9A (Midnight Black, 3GB Ram, 32GB Storage)	45.07	-	6,355.08	20-Mar-21	11			6,355.08	-	-	86.32	86.32	6,268.76	-
Redmi 9A (Midnight Black, 3GB Ram, 32GB Storage)	45.07	-	19,065.24	20-Mar-21	11			19,065.24	-	-	258.96	258.96	18,806.28	-
Redmi 9A (Midnight Black, 3GB Ram, 32GB Storage)	45.07	-	5,931.36	20-Mar-21	11			5,931.36	-	-	80.56	80.56	5,850.80	-
Redmi 9A (Midnight Black, 3GB Ram, 32GB Storage)	45.07	-	5,931.36	31-Mar-21	0			5,931.36	-	-	-	-	5,931.36	-
REDMI K 20 Pro	45.07	23,213.40						23,213.40	8,872.66	4,171.80	-	13,044.46	10,168.94	18,512.54
Redmim 9A (2GB 32GB, Nature Green)	45.07	-	12,371.00	19-Jan-21	71			12,371.00	-	-	1,084.57	1,084.57	11,286.43	-
Redmim 9A (2GB 32GB, Nature Green)	45.07	-	6,186.00	19-Feb-21	40			6,186.00	-	-	305.54	305.54	5,880.46	-
Redmim 9A (2GB 32GB, Nature Green)	45.07	-	6,185.59	1-Feb-21	58			6,185.59	-	-	443.00	443.00	5,742.59	-
Refrigerator - Surat/Hospet Office	45.07	12,800.00						12,800.00	10,022.45	808.00	-	10,830.46	1,969.54	3,585.55
Renault Kwid 2015 Mode-PB65-AY-6635 (Second Hand)	31.23	-	215,000.00	5-Dec-20	116			215,000.00	-	-	21,339.07	21,339.07	193,660.93	-
S.S. Bain Marie 4 Con.	25.89	33,000.00						33,000.00	13,114.02	2,957.03	-	16,071.05	16,928.95	22,843.01
S.S. Work Table	25.89	10,500.00						10,500.00	4,172.64	940.87	-	5,113.51	5,386.49	7,268.23
Samsung 3800 mAh External Portable Power Charging Battery Back Case With Kick Stand For Note 3	45.07	2,664.00						2,664.00	2,664.00	-	-	2,664.00	-	-
Samsung Galaxy A9 PRO	45.07	24,017.00						24,017.00	20,198.68	1,110.77	-	21,309.45	2,707.55	4,929.09
Samsung Galaxy M01 M015 GD 3GB 32GB Black	45.07	-	6,355.08	1-Feb-21	58			6,355.08	-	-	455.14	455.14	5,899.94	-
Samsung Galaxy M30s (Pearl White, 6GB RAM)	45.07	13,660.20						13,660.20	5,404.15	2,401.73	-	7,805.88	5,854.32	10,657.78



Pratik
Pratik

For, M. R. ORGANISATION LIMITED
 Authorised Signatory/Director
 PRANALI KAMDAR
 DIN No : 00074115
 MANAGING DIRECTOR
 MAYUR KAMDAR
 DIN No : 00020000

Samsung Galaxy M01 M015 GD 3GB 32GB Black	45.07	-	6,355.08	1-Feb-21	58		6,355.08	-	-	455.14		455.14	5,899.94	-
Samsung Galaxy M30s (Pearl White, 6GB RAM)	45.07	13,660.20					13,660.20	5,404.15	2,401.73	-		7,805.88	5,854.32	10,637.78
Samsung Galaxy Note TABLET	45.07	73,508.50					73,508.50	60,073.55	3,908.30			63,981.85	9,526.65	17,343.25
Samsung J2 2018 J250F 2GB	45.07	6,866.07					6,866.07	4,947.36	558.16			5,505.53	1,360.54	2,476.87
Samsung J2 2018 J250F 2GB	45.07	13,732.14					13,732.14	9,634.98	1,191.89			10,826.87	2,905.27	5,289.04
Sandisk Pendrive 256GB	63.16	-	1,949.15	7-Oct-20	175		1,949.15	-	-	590.25		590.25	1,358.90	-
SAP B I PROF. LICENSE - 17.02.2014	39.3	188,136.00					188,136.00	180,924.89	1,763.51			182,688.40	5,447.60	8,974.63
SAP B I LICENSES UPGRADED - 21.05.2015	39.3	175,184.00					175,184.00	162,556.18	3,088.20			165,644.37	9,539.63	15,716.02
SAP B I PROFESSIONAL & LIMITED FINANCE LICENCE	39.3	36,906.64					36,906.64	36,906.64	-			36,906.64	-	-
SAP B I PROFESSIONAL LICENSES PURCHASE COST - 21.05.2015	39.3	519,064.00					519,064.00	477,929.50	10,059.65			487,989.15	31,074.85	51,194.15
SAP Business Software	39.3	70,264.80					70,264.80	70,264.80	-			70,264.80	-	-
SARAL TDS & INCOME TAX SOFTWARE	63.16	7,590.00	7,590.00	22-Jan-21	68		15,180.00	3,160.75	2,044.37	893.10		6,098.21	9,081.79	6,473.63
SCORPIO CAR - 31.07.2013	31.23	704,735.94					704,735.94	704,735.94	-			704,735.94	-	-
SEA GATE SKY HAWK 1TB HDD-03052018	63.16	3,400.00					3,400.00	3,400.00	-			3,400.00	-	-
SEAGATE BACKUP PLUS SLIM 2TB PORTABLE EXTERNAL HARD DRIVE X000A577DN	63.16	6,193.83					6,193.83	6,193.83	-			6,193.83	-	-
Seagate Expansion 3 TB Desktop Hard Disk (Black)(Item#2165522931)	63.16	7,500.00					7,500.00	7,500.00	-			7,500.00	-	-
Service Table/ Trolley	25.89	-	12,584.74	5-Sep-20	207		12,584.74	223.16	-	1,624.63		1,847.79	10,736.95	-
SKP 3/4" X 4" Pillar Drill M/c	18.1	3,166.80					3,166.80	3,166.80	-			3,166.80	-	-
Sofa Set (2 / 3 Seater)	25.89	-	76,186.40	26-Aug-20	217		76,186.40	1,891.41	-	9,835.31		11,726.72	64,459.68	-
Sony LED 109cm	45.07	87,344.00					87,344.00	79,965.50	2,146.45			82,111.95	5,232.05	9,524.95
Sony LED 80cm	45.07	44,592.00					44,592.00	40,825.03	1,095.83			41,920.86	2,671.14	4,862.80
Speakers & Music System	63.16	8,600.00					8,600.00	8,600.00	-			8,600.00	-	-
Steel cupboard	25.89	-	11,500.00	15-Aug-20	228		11,500.00	375.23	-	1,484.60		1,859.82	9,640.18	-
SWITCH 24 PORT 10/100 DT. 21.07.12	39.3	2,604.00					2,604.00	2,604.00	-			2,604.00	-	-
TACO TAPPING ATTACHMENT	18.1	7,667.84					7,667.84	7,667.84	-			7,667.84	-	-
TCL 65 Inch AI 4K Ultra HD Smart LED TV 65P8S	45.07	-	59,999.00	24-Sep-20	188		59,999.00	444.52	-	13,483.73		13,928.25	46,070.75	-
TEAM STORAGE CUPBOARD	25.89	-	20,000.00	30-Sep-20	182		20,000.00	-	-	2,581.91		2,581.91	17,418.09	-
TEAM WORKING TABLE	25.89	-	175,000.00	30-Sep-20	182		175,000.00	-	-	22,591.68		22,591.68	152,408.32	-
Telephone Panasonic	45.07	10,529.85					10,529.85	10,529.85	-			10,529.85	-	-
Thomson TV-(XB18573)-TH24TM2490181104708	45.07	6,700.00					6,700.00	4,148.28	742.31			4,890.59	1,809.41	3,294.03
Toughened Glass (Cabin)	25.89	-	66,800.00	25-Aug-20	218		66,800.00	1,705.76	-	8,623.57		10,329.33	56,470.67	-
TOYOTA FORTUNER / P.BROWN / VEHICLE NO. - GJ01KU8002	31.23	3,537,720.00					3,537,720.00	1,540,936.16	369,494.34			1,910,430.49	1,627,289.51	2,366,278.18
TV TABLE IN CONFERENCE ROOM	25.89	-	10,000.00	30-Sep-20	182		10,000.00	-	-	1,290.95		1,290.95	8,709.05	-
TVS SPORT BIKE JH 05 AL 5052 FOR JAMSHEDPUR	25.89	26,500.00					26,500.00	19,911.21	979.75			20,890.96	5,609.04	7,568.54
UPS 2KVA HF SHERON SERIES ONLINE	63.16	23,602.00					23,602.00	23,602.00	-			23,602.00	-	-
UPS A KVA SHERON WITH 12V-26H 3 BATTERY	63.16	16,758.00					16,758.00	16,758.00	-			16,758.00	-	-
Usha Aquagenic , Hot, Normal & Cold Floor Standing Water Dispensor / B07DJD2F3V	45.07	6,440.68					6,440.68	3,626.14	818.76	-		4,444.91	1,995.77	3,633.30
VANE PUMP (PV7 1X/06-10 RA01MA0-10)	18.1	9,182.61					9,182.61	9,182.61	-			9,182.61	-	-
Ventilator Fan-STD	45.07	7,130.58					7,130.58	7,130.58	-			7,130.58	-	-
VIVO V5 Space Grey	45.07	14,782.61					14,782.61	14,782.61	-			14,782.61	-	-
Vu Video Conferencing System	63.16	-	160,000.00	18-Jan-21	72		160,000.00	-	-	19,934.33		19,934.33	140,065.67	-
WAGON-R JH 05AQ 1286(Silver)	31.23	210,000.00					210,000.00	96,996.73	20,910.66			117,907.39	92,092.61	133,913.93
Water Cooler	45.07	14,417.82					14,417.82	14,417.82	-			14,417.82	-	-
WEIGHING SCALE	18.1	4,786.88	5,300.00	16-Jul-20	258		10,086.88	4,986.63	-	478.34		5,464.96	4,621.92	-
WESTERN DIGITAL BLUE WD10JPVX 1TB INTERNAL HARD DRIVE B00C9TEBJQ	63.16	3,951.54					3,951.54	3,951.54	-			3,951.54	-	-
WOODEN BOTTOM - BIG	25.89	-	150,000.00	30-Sep-20	182		150,000.00	-	-	19,364.30		19,364.30	130,635.70	-
WOODEN BOTTOM - SMALL	25.89	-	135,229.50	30-Sep-20	182		135,229.50	-	-	17,457.50		17,457.50	117,772.00	-
Wooden Table	25.89	-	28,500.00	15-Aug-20	228		28,500.00	929.91	-	3,679.22		4,609.13	23,890.87	-
XG750A (STREET ROAD) HARLEY DAVIDSON (BLUE COLOR)	25.89	561,507.28					561,507.28	293,223.40	39,893.57			333,116.97	228,390.31	308,177.45
XPG 8gb DDR4 3000MHz Ram	63.16	-	34,576.27	7-Oct-20	175		34,576.27	-	-	10,470.45		10,470.45	24,105.82	-
XPG 8gb DDR4 3000MHz Ram	63.16	-	11,016.95	4-Mar-21	27		11,016.95	-	-	514.72		514.72	10,502.23	-
XUV300 W8 KW1381 A3PRLWHITE CHASIS NO. MA1NM2NN4M2A54198 (RG)	31.23	-	1,335,500.00	25-Mar-21	6		1,335,500.00	-	-	6,856.05		6,856.05	1,328,643.95	-
Zotac 2060 GPU	63.16	-	120,762.71	4-Mar-21	27		120,762.71	-	-	5,642.17		5,642.17	115,120.54	-
Total		40,554,085.07	10,244,371.20				50,792,779.40	29,515,768.49	1,747,490.03	820,841.16		32,084,104.41	18,708,675.00	12,880,507.70



For, M. R. ORGANISATION LIMITED

MANAGING DIRECTOR

MAYUR KAMDAR
DIN No.: 00369341

For, M. R. ORGANISATION LIMITED

Authorised Signatory/Director

PRANALI KAMDAR
DIN No.: 00971115

Sulphain
Rutankajyoti

M.R.ORGANISATION LIMITED

Notes forming part of the financial statements

Note 8 Non-current investments

Particulars	As at 31 March, 2021	As at 31 March, 2020
M.R.Organisation(UK) Limited		
M.R.ORGANISATION EUROPE BVBA	1,350,254	1,350,254
M.R.Organisation(USA) LLC	1,189,077	1,189,077
Total	2,539,331	2,539,331

Note 9 Inventories

Particulars	As at 31 March, 2021	As at 31 March, 2020
Closing Stock	108,926,049	82,128,641
Total	108,926,049	82,128,641

Note 10 Trade receivable

Particulars	As at 31 March, 2021	As at 31 March, 2020
Trade Receivables	57,952,295	19,309,440
Total	57,952,295	19,309,440

Note : 11 Cash & Cash Equivalents


Particulars	As at 31 March, 2021	As at 31 March, 2020
Cash on hand	59,141	21,758
Balances with banks	-	-
AXIS BANK LTD.- 003010200044022	-	1,401
Citi Bank - 0017553666	27,098	67,645
The Ratnakar Bank Ltd	65,131	171,498
SBI Sweep A/c	15,597,847	6,059,144
SBI Share Application A/c	11,324	11,973
SBI Current A/c No.31750629206	5,897,997	1,087,543
Syndicate Bank -CA-700610100003430	13,216	13,508
Total	21,671,753	7,434,469

The Accompanying notes are integral Part of financial Statements
As per our Report on even date.

For, N.M.Pathak & Co.
Chartered Accountant

Nitin M Pathak
Proprietor

Membership No.037802
FRN : 107786W



For, M. R. ORGANISATION LIMITED

Mayur Kamdar
Director

For and on behalf of the Board of Directors

MANAGING DIRECTOR
MAYUR KAMDAR
DIN No.: 00369341

Date:-24/06/2021
Place:- Ahmedabad

Pranali Kamdar

For, M. R. ORGANISATION LIMITED

Pranali Kamdar
Authorised Signatory/Director

PRANALI KAMDAR
DIN No.: 00971115

Silky Jain

M.R.ORGANISATION LIMITED

Notes forming part of the financial statements

Note 12 Short-term loans and advances

Particulars	As at 31 March, 2021	As at 31 March, 2020
Mayur Kamdar Advance for Exp	-	-
Mehul Popat - Advance	-	-
Rashmi Gupta-Advance	-	-
Abin Alex - Advance	-	-8,441
Abhishek Organizers Private Limited	-	-
TOTAL	-	1,101,085

Note 13 Other Current Asset

Particulars	As at 31 March, 2021	As at 31 March, 2020
Prepaid Account		
Income Tax Refund Receivable	2,402,040	2,053,605
Custom Duty Receivable	170,870	11,450
Deposit Broadband & Other	31,763	91,993
Advance Tax	27,791	27,790
Interest Receivable on FD	14,500,000	11,000,000
VAT Receivable (Earlier Years)	1,069,759	54,987
Deposits against VAT Appeal	304,829	401,878
Deposit for Rent (Ludhiana)	-	-
Deposit for Rent (DR RABIN BHUBNESWAR)	27,000	-
Deposit For Bhimashanker S S K Ltd-Tender-2518	27,000	-
DEPOSIT FOR RENT (Mayur Tex Ind.)	5,000	-
DEPOSIT FOR RENT (JAMSHEDPUR)	210,000	210,000
DEPOSIT FOR RENT (Dheeraj Mishra Indore)	40,000	40,000
DEPOSIT FOR RENT (Ratnesh Sharma Surat)	20,000	20,000
DEPOSIT FOR RENT (Sumel 11 Office)	38,250	38,250
DEPOSIT FOR RENT (Ashokkumar Vyas)	974,571	356,445
DEPOSIT FOR RENT (Vishal Gandhidham)	2,500	2,500
DEPOSIT FOR RENT (M.k)	23,400	23,400
RIM 9327004524 Deposit	12,000	12,000
Torrent Power Deposit	2,000	2,000
Deposit for GSECL (Refundable)	143,045	143,045
Deposit as Security to INDIAN RAILWAYS	-	1,610
GST Credit	-	43,990
TCS Receivable	3,992,846	2,617,054
TDS Receivable	9,312	-
Total	176,724	106,780
	24,210,700	17,258,778


Note 14 Current Investments

Particulars	As at 31 March, 2021	As at 31 March, 2020
Investment in Mutual Fund		
-SBI Liquid Fund	-	9,770,721
-Franklin India Low Duration	1,875,641	5,000,000
-ICICI Prudential Mutual Fund	-	5,000,000
Investment in FDR	25,268,430	
Investment in Equities		171,336
Total	27,144,071	19,942,057

The Accompanying notes are integral Part of financial Statements

As per our Report on even date.

For, N.M.Pathak & Co.
Chartered Accountant
Nitin M Pathak
Proprietor



For and on behalf of the Board of Directors

For, M. R. ORGANISATION LIMITED

For, M. R. ORGANISATION LIMITED

Mayur Kamdar Director

Pranali Kamdar Director

MANAGING DIRECTOR

Authorised Signatory/Director
PRANALI KAMDAR

MAYUR KAMDAR
DIN No.: 00369341

Date:-24/06/2021
Place:- Ahmedabad
No.: 00971115

Membership No.037802
FRN : 107786W

Silfain

Pranali Kamdar

M.R. ORGANISATION LIMITED**Notes forming part of the financial statements****Note 15 Revenue from operations**

Particulars	01/10/2020 to 31/03/2021	01/10/2019 to 31/03/2020
Domestic Sales	75,135,578	40,601,976
Export Sales	71,891,967	55,154,379
(Less) Turnover Discount		
TOTAL	147,027,545	95,756,355

Note 16 Other Income

Particulars	01/10/2020 to 31/03/2021	01/10/2019 to 31/03/2020
Realised Forex Gain	170,786	342,141
Accrued Interest Income	1,014,772	-
Inrerest Received	-	1,085
Interest Received on FD	137,644	24,502
Interest Received on Sweep A/C	548,516	114,980
Other Operating Income	-	-
Out Bond Dispatch Cost	3,501,206	2,476,093
Export Incentive and DGFT LICENCE Income	91,480	541,019
Write off Creditors	295,766	19,690
Reversal of Income tax Provision	-	-
Duty Drawback received	1,431,968	1,933,651
Interest on VAT Refund	-	-
Profit on sale of Asset	-	-
Short Term Gain on Shares & Funds	252,781	301,631
Dividend	9,100	181
Amount Received from Insurance Company	140,282	
Sudsidy Received From Hannover Messe Exhibition	385,178	400,000
TOTAL	7,979,479	6,154,973

Note 17 Direct Expense

Particulars	01/10/2020 to 31/03/2021	01/10/2019 to 31/03/2020
Electricity Expense	682,526	722,578
Manufacturing Expense and Tools and Bags	484,332	457,808
labour Charges	2,414,652	1,818,796
Freight & Carriage	6,718,779	4,613,762
Custom Duty-Landed Cost	1,564,452	509,125
TOTAL	11,864,742	8,122,068

For, M. R. ORGANISATION LIMITED




MANAGING DIRECTOR

MAYUR KAMDAR
DIN No.: 00369341

For, M. R. ORGANISATION LIMITED



Authorised Signatory/Director

PRANALI KAMDAR
DIN No.: 00971115

Note 17.A Purchase of traded goods

Particulars	01/10/2020 to 31/03/2021	01/10/2019 to 31/03/2020
Total Purchases Including Relating Party Purchase		
Raw material purchase	4,551,279	2,029,026
Finish goods purchase	52,989,096	27,236,865
Consumable purchase	342,353	250,175
Packing material purchase	454,478	153,822
Dies & tools purchase	732,363	582,906
Sample item purchase	1,609,440	1,399,459
Stationery item purchase	260,353	138,164
Other Purchase	-	19,500
TOTAL	60,939,361	31,809,917

Note 18 Employee benefits expense

Particulars	01/10/2020 to 31/03/2021	01/10/2019 to 31/03/2020
Statutory Contributuion	638,327	946,640
Bonus Exp.	2,460,139	2,174,864
Performance Bonus	281,265	-
Leave Encash Salary Exps	-	-
Medical Allowance	1,818,666	1,657,837
OTHER DEDUCTION - SALARY	-138,699	-101,292
Overtime Exp.	529,134	703,429
Salary & Wages Expense	7,493,566	6,835,328
HRA	2,164,868	1,922,109
Special Allownce	2,548,935	2,432,080
Staff Welfare Exp.	2,031,727	974,245
Transport Allownce	1,967,386	1,818,730
Medical Exp	10,274	3,872
Remuneration to Directors	1,430,134	3,900,000
Gratuity Exp	8,860	-
Leave Travel Allowance	1,987,121	1,845,744
Sitting Fees	50,000	50,000
TOTAL	25,281,703	25,163,586


The Accompanying notes are integral Part of financial Statements
As per our Report on even date.

For, N.M.Pathak & Co.
Chartered Accountant

Nitin M Pathak

Nitin M Pathak
Proprietor

Membership No.037802
FRN : 107786W



For and on behalf of the Board of Directors

Director

For, M. R. ORGANISATION LIMITED

Mayur Kamdar

MANAGING DIRECTOR

Director

Date:-24/06/2021

Place:- Ahmedabad

Pranali Kamdar

MAYUR KAMDAR
DIN No.: 00369341
For, M. R. ORGANISATION LIMITED

Pranali Kamdar
Authorised Signatory/Director

PRANALI KAMDAR
DIN No.: 00971115

Silky Jain

M.R.ORGANISATION LIMITED

Notes forming part of the financial statements


Note 19 Finance costs

Particulars	01/10/2020 to 31/03/2021	01/10/2019 to 31/03/2020
Bank Charges	145,664	321,506
Interest on Taxes and Legal Compliances	-	-
Realised Foreign exchange Loss	1,130,966	241,454
Unrealised Foreign Exchange Gain/Loss	-152,370	-
Miscellaneous Expenses	-	-
Interest Expense on OD and Director	2,149	14,666
Unrealised Foreign Exchange Gain/Loss	-	596,729
Other Interest	-58,881	23,751
TOTAL	1,067,528	1,198,106

Note 20 Other expenses

Particulars	01/10/2020 to 31/03/2021	01/10/2019 to 31/03/2020
Insurance Expense	1,799,091	1,281,640
Additional Discount	211,425	192,535
Annual Company Meeting Tour	194	-
Annual Company Meeting Tour Expense	-	-
Bad Debts	16,778	318,424
Business Conclave Expenses	810,974	-
Business promotion Expenses	10,289	26,467
Business Summit Expense	-	10,170
Commission Expense	9,191,175	5,383,728
Contribution to Gujarat Welfare Fund	2,232	2,304
Demat Administration Charges	-	-56,202
DGFT License realised loss	-	49,581
Donation Exp.	-	-
Exhibition Expense	-	12,672
Government Charges for DGFT	1,200	6,000
GST Credit (ITC) not taken	798,318	975,865
Housekeeping Exp	72,866	94,964
Interest on Bill Discounting (Processing fees)	-	-
Interest on Income Tax	65,762	14
Interest On TDS	-	-
Internet Exp	79,498	72,757
Leasing of Computer Equipments	508,475	-
Legal Fees & Professional Fees & Audit Fees &	903,871	815,581
Maintainence Expense	515,482	259,366
Membership Fee	24,943	24,692
Milk Exp	24,026	7,572
Office Expense	225,801	138,607
Other Financial Service Charges	-	56,214
Pooja Expense	27,754	22,597
Post & Couriers Exp.	45,957	64,777
Professional tax	-	-
R O C Expense	1,800	2,400
Recruitment Expense	178,939	183,880
Reimbursement charges for Export Doc	-	10,791
Rent, Rates & Taxes	2,684,966	1,437,970
Repair & Maintenance Exp	508,550	231,288

Reimbursement for Exp



Pranali Kamdar

Pranali Kamdar

M. N. M. Pathak

PRANALI KAMDAR
Authorised Signatory/Director
DIN No.: 00971115

MAYUR KAMDAR
MANAGING DIRECTOR
DIN No.: 00369341

For, M. R. ORGANISATION LIMITED

Rounding Off	139	12
RTO Agent Charge	6,000	
Security Charges / Manpower	414,000	424,801
Selling & Distribution Expense	34,769	16,225
Settlement Against Accident	-	-
Software Renewal Charges		-
Stationary & Printing Exp.	145,354	358,624
STT & Stamp duty & Brokerage	4,854	4,799
Telephone & Mobile Exp.	85,837	81,121
Tender Registration Exp	4,601	2,751
Transportation Charges	803,920	376,612
Travelling Exp-Domestic	2,535,942	1,816,991
Travelling Exp-Foreign	14,550	2,068,291
Water Expense	40,370	65,375
Web Site Hosting & Design Exp	-	4,000
Website Design & mobile app Development Exp	35,000	-
TOTAL	22,835,702	28,283,855

The Accompanying notes are integral Part of financial Statements
As per our Report on even date.

For and on behalf of the Board of Directors

For, N.M.Pathak & Co.
Chartered Accountant

Nitin M. Pathak

Nitin M Pathak
Proprietor

Membership No.037802
FRN : 107786W



Director

Director

For, M. R. ORGANISATION LIMITED

Mayur KAMDAR

MANAGING DIRECTOR

Date:-24/06/2021

MAYUR KAMDAR

Place:- Ahmedabad

DIN No.: 00369341

Pranali Kamdar

For, M. R. ORGANISATION LIMITED

Pranali Kamdar

Authorised Signatory/Director

PRANALI KAMDAR

DIN No.: 00971115

Pranali Kamdar

M.R.ORGANISATION LIMITED
Notes forming part of the financial statements

Note:-21 Exceptional items(Prior Period)

Particulars	As at 31 March, 2021	As at 31 March, 2020
Unrealised Foreign Exchange Gain/Loss		-172,526
Gratuity Exp		2,569,460
Net deferred tax (liability) / asset	-	2,396,934

The Accompanying notes are integral Part of financial Statements
As per our Report on even date.
For, N.M.Pathak & Co.
Chartered Accountant

For and on behalf of the Board Of Directors

Nitin M Pathak
Proprietor


Director

Director

Membership No.037802
FRN : 107786W

Date:-24/06/2021

Place:- Ahmedabad



For, M. R. ORGANISATION LIMITED

Mayur Kamdar

MANAGING DIRECTOR

MAYUR KAMDAR
DIN No.: 00369341

For, M. R. ORGANISATION LIMITED

Pranali Kamdar

Authorised Signatory/Director

PRANALI KAMDAR
DIN No.: 00971115

Leipanka Gupta

Silpaan

M.R.ORGANISATION LIMITED

Notes forming part of the financial statements

Note 30:- Disclosures under Accounting Standards (contd.)

Particulars	As at 31 March, 2021	As at 31 March, 2020
Deferred tax asset opening balance	2,217,782	1,822,939
DTA PROVISION DURING THE YEAR	122,482	394,843
Net deferred tax (liability) / asset	2,340,264	2,217,782

The Accompanying notes are integral Part of financial Statements

As per our Report on even date.

For, N.M.Pathak & Co.
Chartered Accountant

Nitin M Pathak
Proprietor

Membership No.037802
FRN : 107786W

For and on behalf of the Board Of Directors



For, M. R. ORGANISATION LIMITED Directors

Mayur Kamdar
MANAGING DIRECTOR

Date:-24/06/2021
Place:- Ahmedabad

MAYUR KAMDAR
DIN No.: 00369341

For, M. R. ORGANISATION LIMITED

Pranali Kamdar
Authorised Signatory/Director

PRANALI KAMDAR
DIN No.: 00971115

Pranika fujta

Suljain


M.R.ORGANISATION LIMITED
Notes forming part of the financial statements
Note 20 Related Party Transaction

Details of related parties:	
Description of relationship	Names of related parties
Holding Company	
Fellow Subsidiary Company	M.R. ORGANISATION (USA) LLC, M.R.ORGANISATION EUROPE BVBA
Key Management Personnel (KMP)	MAYUR KAMDAR, PRANALI KAMDAR, SILKY JAIN, PRIYANKA GUPTA
Non Executive Director	Jigar Shah, Priyank Shah, Tejas Shah, Rasesh Shah
Sister Concerns (Partnership Firms or companies in which Directors/relatives of directors are partner or directors)	Mayur Textile Industries, M.R.Export Inc., Prime Compressor Service Pvt Limited, Abhishek Organizers Private Limited
Relatives of KMP	MIRAGE SHAH, RUCHIKA SHAH

Note: Related parties have been identified by the Management.

Details of related party transactions during the year ended 31st March, 2021 and balances outstanding as at 31st March, 2021:						
	Holding Company	Fellow Subsidiaries	KMP/ NON EXECUTIVE DIRECTOR	Sister Concern	Relatives of KMP	Total
SALES :						
M.R.ORGANISATION USA LIMITED		28,201,716				28,201,716
M.R.ORGANISATION EUROPE BVBA		34,745,043				34,745,043
M.R.Export Incorporation		-				-
Prime Compressor Service Pvt Limited		-		3,045,809		3,045,809
Mayur Textile Industries				-		-
PURCHASE:						
M.R.ORGANISATION USA LIMITED		-				-
M.R.ORGANISATION EUROPE BVBA		-				-
Prime Compressor Service Pvt Limited				17,352,501		17,352,501
M.R.Export Incorporation				1,009,760		1,009,760
Mayur Textile Industries				-		-

Priyanka Gupta
Silky Jain



For, M. R. ORGANISATION LIMITED
Mayur Kamdar


MAYUR KAMDAR
MANAGING DIRECTOR
DIN No.: 00369341

For, M. R. ORGANISATION LIMITED

Priyanka Kamdar
Authorised Signatory/Director

PRANALI KAMDAR
DIN No.: 00971115

COMMISSION :						
M.R.ORGANISATION EUROPE BVBA						3,474,470
M.R.ORGANISATION USA LLC						2,820,139
Abhishek Organizers Private Limited						-
Mirage Rasesh Shah						-
Ruchika Rasesh Shah						-
Prime Compressor Service Pvt Limited					1,058,748	1,058,748
M.R.Export Incorporation					741,895	741,895
REMUNERATION & SALARY:						
Mayur Kamdar					979,039	979,039
Pranali Kamdar					451,095	451,095
Rasesh Shah					75,000	75,000
Silky Jain					198,335	198,335
Priyanka Gupta					329,838	329,838
DIRECTOR'S FEES:						
Tejas Girish Shah					25,000	25,000
Priyank Shirishbhai Shah					25,000	25,000
ADVANCE GIVEN TO:						
Abhishek Organizers Private Limited					-	-
INTEREST INCOME:						
Abhishek Organizers Private Limited					-	-
LOANS GIVEN DURING THE YEAR:						
PRANALI KAMDAR					-	-
MAYUR KAMDAR					-	-
LOANS REPAID DURING THE YEAR:						
MAYUR KAMDAR					-	-
PRANALI KAMDAR					-	-
M.R.ORGANISATION EUROPE BVBA					-	-
LOAN AT THE END OF THE YEAR:						
MAYUR KAMDAR					-	-
PRANALI KAMDAR					-	-
INTEREST:						
MAYUR KAMDAR					1,278	1,278
PRANALI KAMDAR					710	710
RENT:						
MAYUR TEXTILE INDUSTRIES					120,000	120,000
MAYUR KAMDAR					24,000	24,000



Priyanka Gupta

Silky Jain

For, M. R. ORGANISATION LIMITED
Mayur Kamdar
MAYUR KAMDAR
 DIN No.: 00369341 **MANAGING DIRECTOR**

For, M. R. ORGANISATION LIMITED
Priyanka Gupta
Authorised Signatory/Director

PRANALI KAMDAR
 DIN No.: 00971171